

### Process summary & scale

- Core questionnaire covering arrival, learning, living, support, recommendation, application and choice of institution
- Semi-standardised online questionnaire format, adapted and customised for each partner institution
- Students invited to feedback from September to December 2016
- 159,959 international students responded from 196 institutions in 17 countries
- Institution-specific results compared against comparator groups, national and international benchmarks
- Reporting: in person, confidential and customised to each institution



Benchmark groups			RUHR UNIVERSITÄT BOCHUM	RUB
Europe ISB (39,771)				
University of Oulu	Hochschule Bonn-Rhein-Sieg	Ruhr-Universität Bochum		
Communaute Universite Grenoble Alpes	Hochschule Deggendorf	RWTH Aachen University		
Bauhaus-Universität Weimar	Hochschule Furtwangen	Technische Hochschule Köln		
Brandenburgische Technische Universität Cottbus - Senftenberg	Hochschule Koblenz	Technische Universität Bergakademie Freiberg		
Christian-Albrechts-Universität zu Kiel	Hochschule Neu-Ulm	Technische Universität Chemnitz		
European University Viadrina	Jade University of Applied Sciences	Technische Universität Clausthal		
Fachhochschule Dortmund	Johannes Gutenberg-Universität Mainz	Technische Universität Dresden		
Fachhochschule Frankfurt am Main	Martin-Luther Universität Halle-Wittenberg	Technische Universität Kaiserslautern		
Freie Universität Berlin	Osnabrück University of Applied Sciences	Universität Bayreuth		
Friedrich-Schiller-Universität Jena	Ostbayerische Technische Hochschule Regensburg	Universität Bielefeld		
Heinrich Heine Universität Düsseldorf	Philipps-Universität Marburg	Universität Hamburg		

**i-graduate**  
INTERNATIONAL INSIGHT  
AN DER UNIVERSITÄT BOCHUM

All materials strictly copyright © i-graduate 2016 9

Benchmark groups			RUHR UNIVERSITÄT BOCHUM	RUB
Europe ISB (39,771)				
Universität Hohenheim	University College Dublin	Swedish Institute of Agricultural Sciences		
Universität Konstanz	University of Limerick	Umeå University		
Universität Leipzig	Universita Cattolica del Sacro Cuore	University of Gothenburg		
Universität Paderborn	Chalmers University of Technology	Uppsala University		
Universität Stuttgart	Jönköping University	HAN University of Applied Sciences		
Universität zu Köln	Karolinska Institute	Hanze University of Applied Sciences, Groningen		
Dublin City University	Linköping University	Leiden University		
Maynooth University	Linnaeus University	Saxion University of Applied Sciences		
National University of Ireland, Galway	Lund University	University of Groningen		
Trinity College Dublin	Mid Sweden University	University of Twente		
University College Cork	Stockholm University	Utrecht University		

**i-graduate**  
INTERNATIONAL INSIGHT  
AN DER UNIVERSITÄT BOCHUM

All materials strictly copyright © i-graduate 2016 10

Survey highlights		RUHR UNIVERSITÄT BOCHUM	RUB
 <p><b>Headline Results</b></p>			

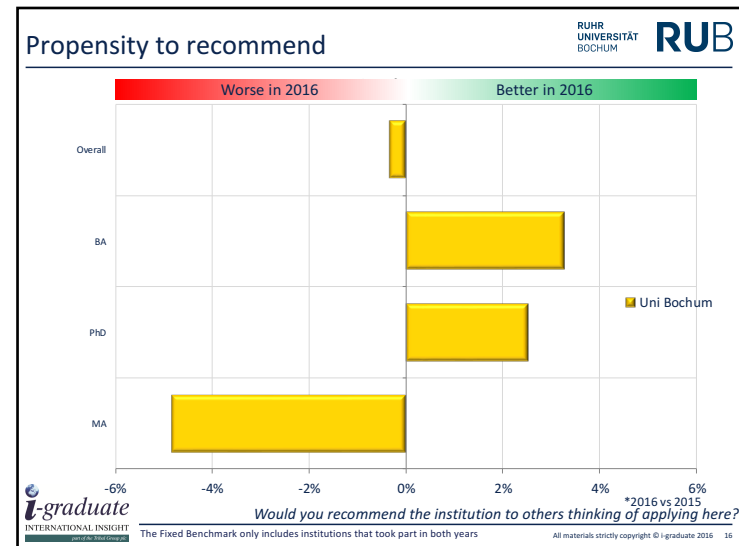
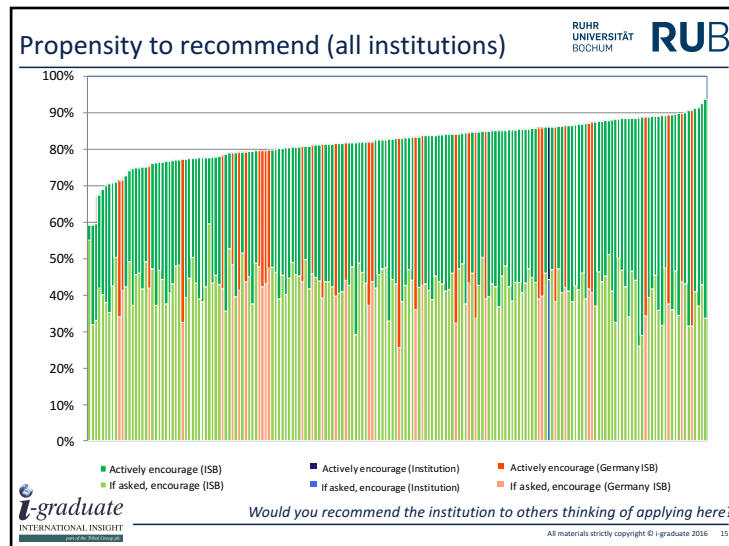
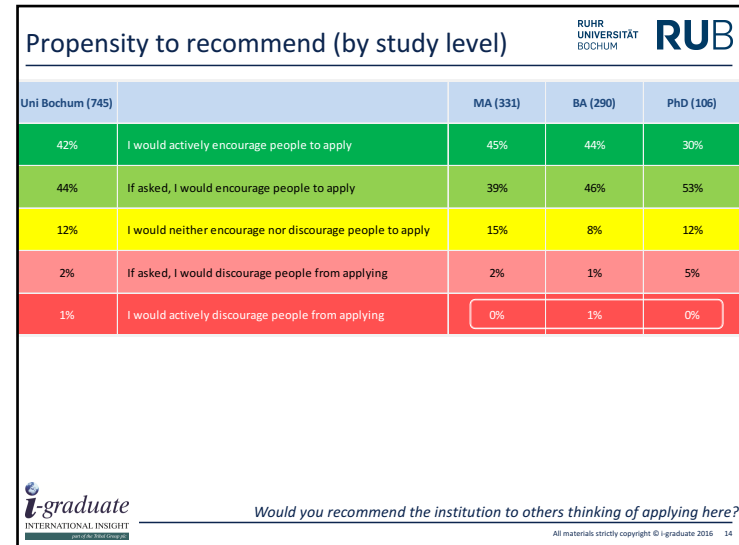
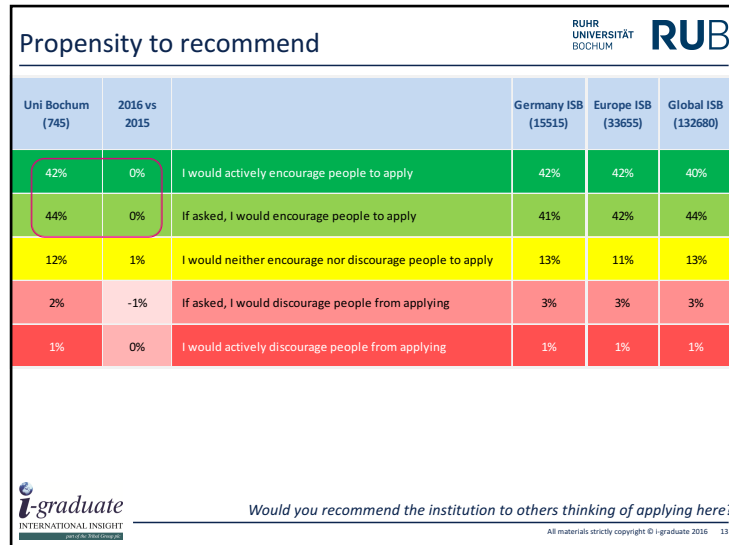
**i-graduate**  
INTERNATIONAL INSIGHT  
AN DER UNIVERSITÄT BOCHUM

All materials strictly copyright © i-graduate 2016 11

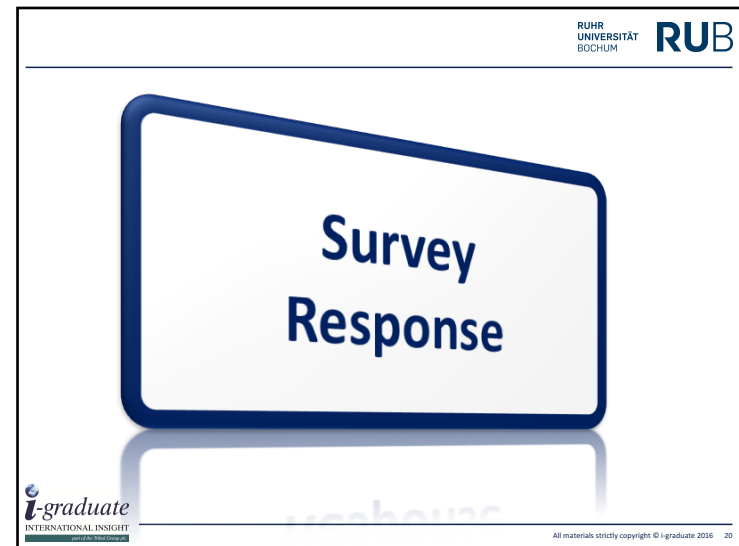
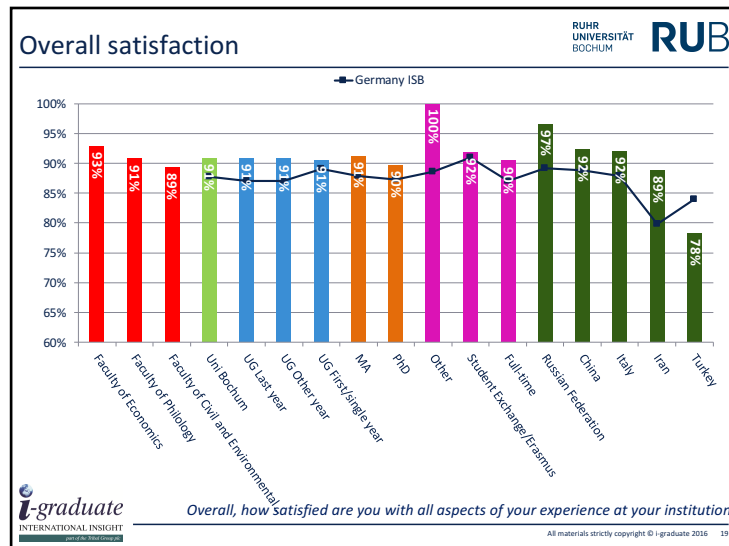
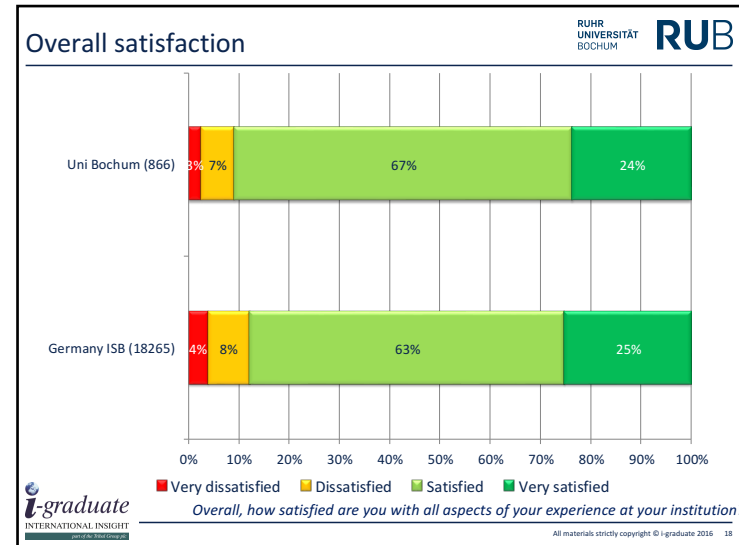
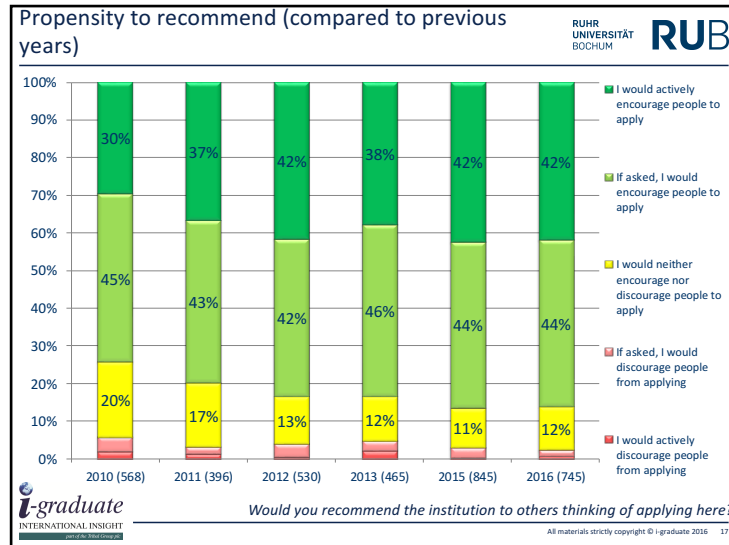
Survey highlights		RUHR UNIVERSITÄT BOCHUM	RUB
<ul style="list-style-type: none"> <li>• Research quality, institution reputation, specific course title are drivers in study decision</li> <li>• The arrival process scores well apart from connecting with the German students</li> <li>• Your international students are happy with the teaching at RUB but more attention for the international classroom and more connection to the world of work would benefit satisfaction scores</li> <li>• The living satisfaction would benefit from more integration with the domestic students (and the buildings and the orientation offer room for improvement)</li> <li>• Better access to the Careers Services for international students would be beneficial</li> </ul>			

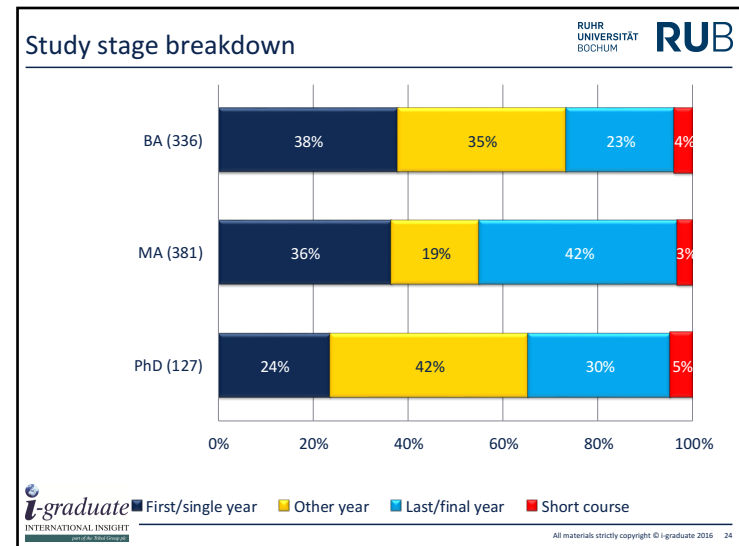
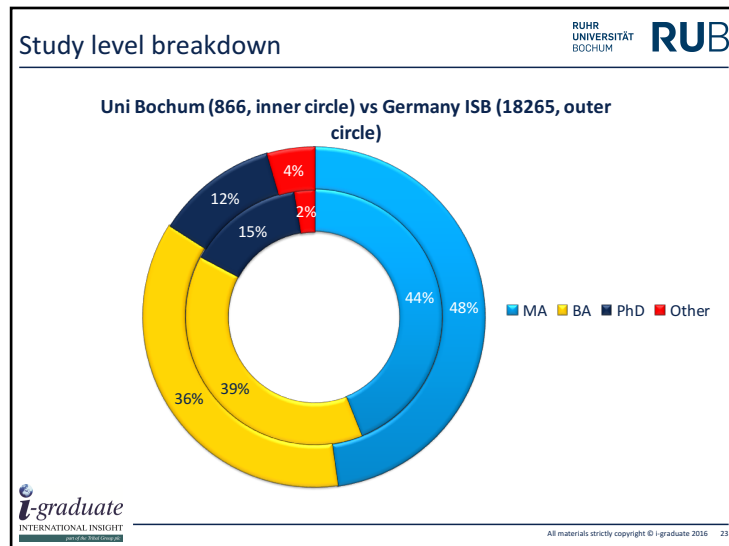
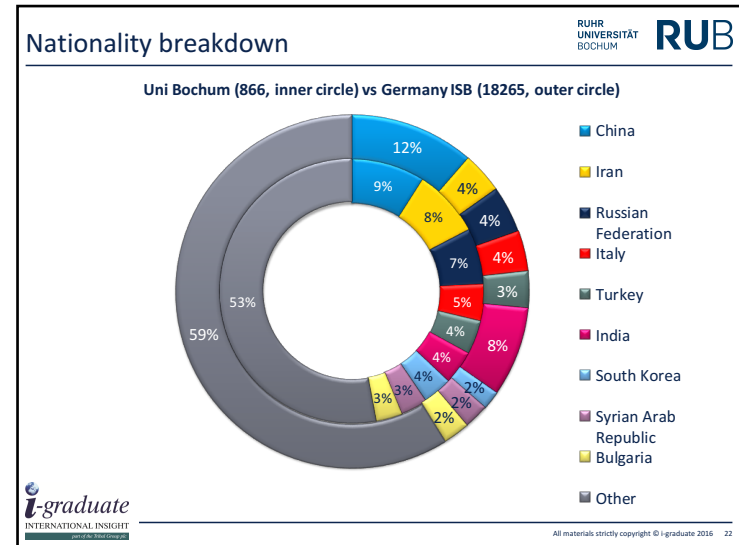
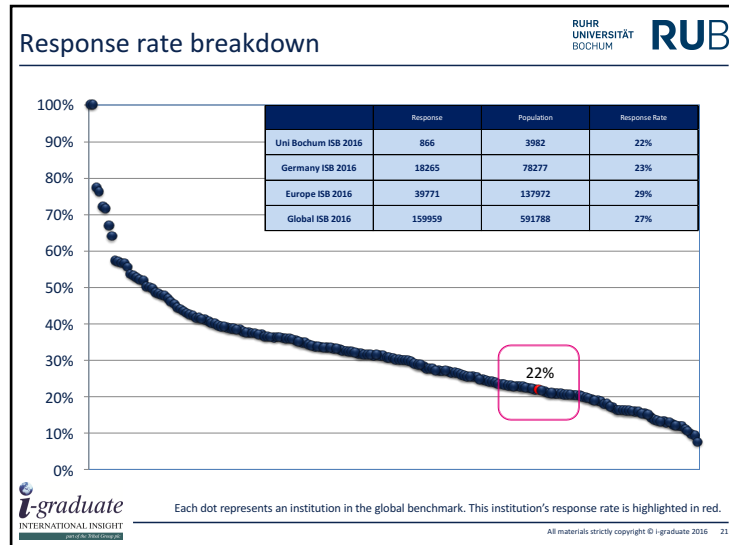
**i-graduate**  
INTERNATIONAL INSIGHT  
AN DER UNIVERSITÄT BOCHUM

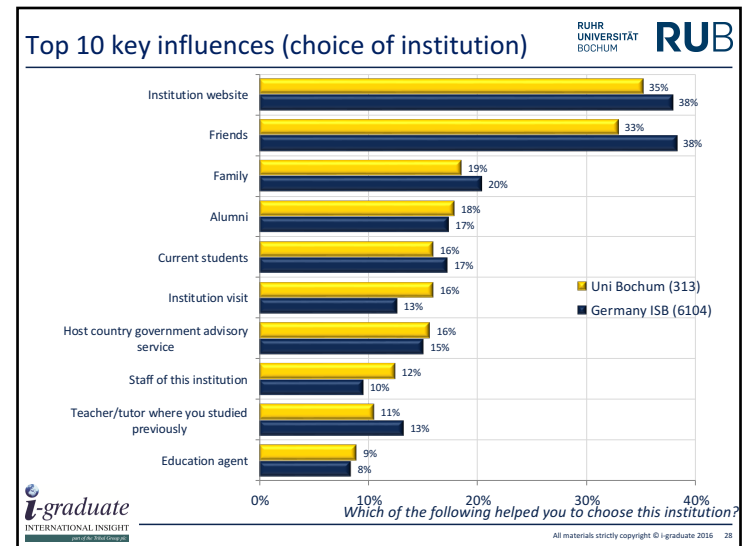
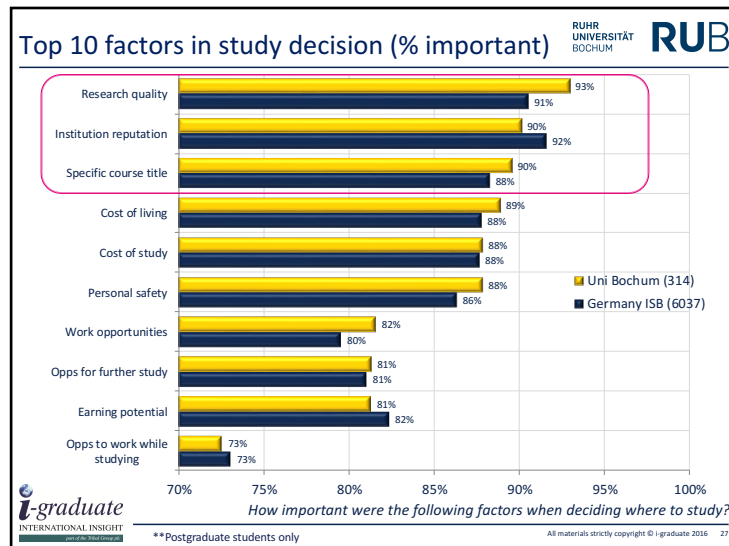
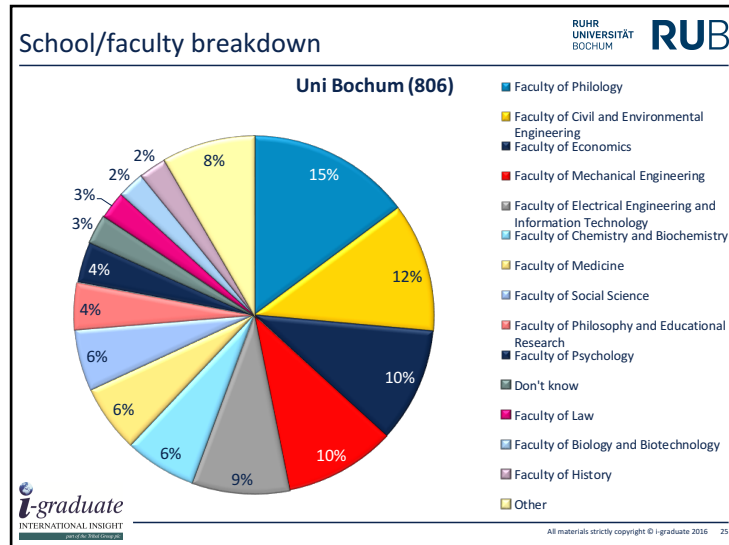
All materials strictly copyright © i-graduate 2016 12

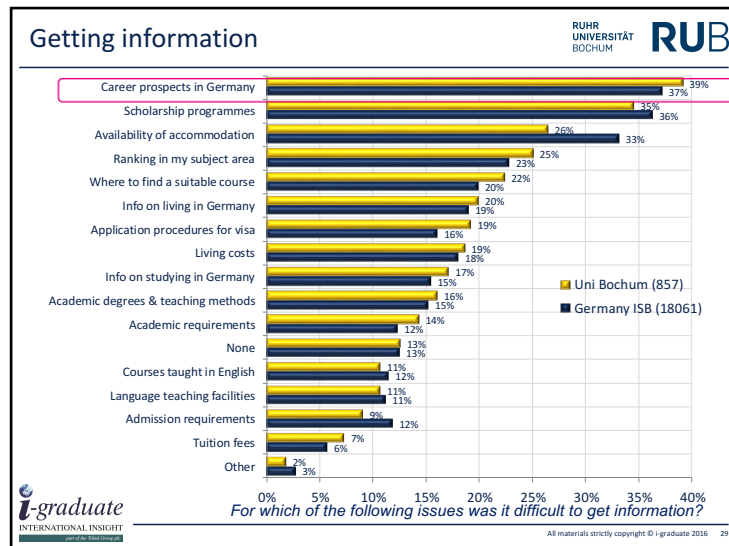












### Application to offer – number of days and satisfaction

RUHR UNIVERSITÄT BOCHUM RUB

Average Days	Uni Bochum	Germany ISB	Europe ISB	Global ISB
MA	47	59	60	47
BA	44	39	48	46
PhD	55	54	50	63

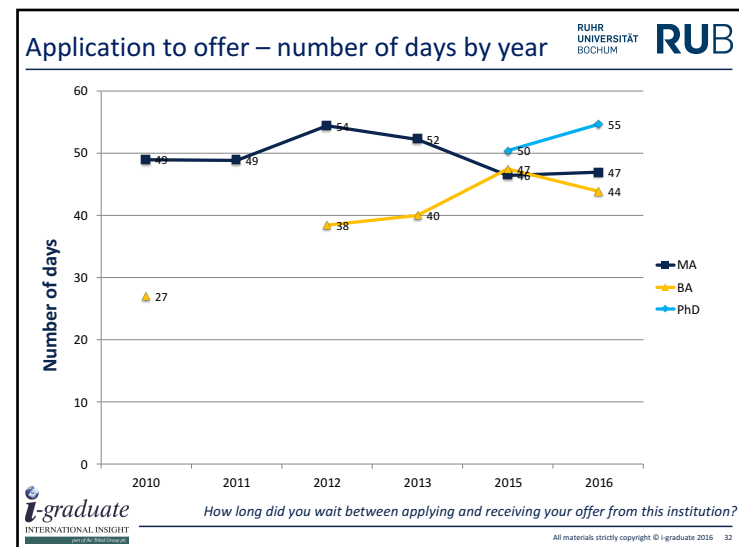
  

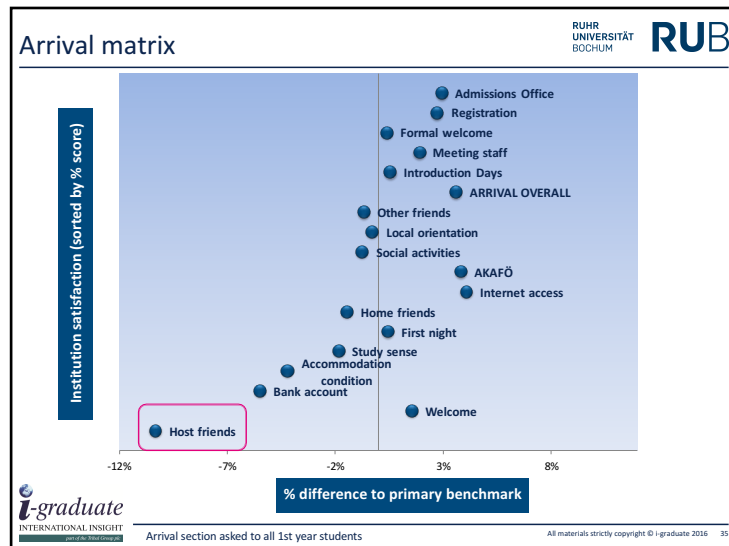
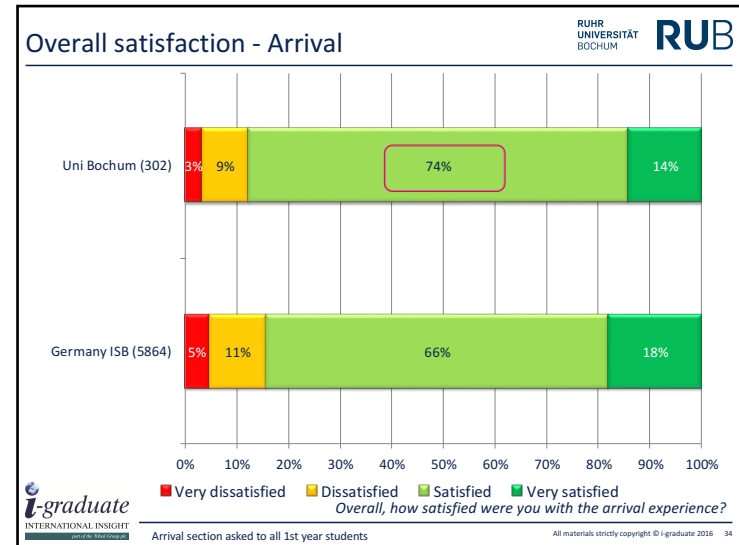
% Satisfaction	Uni Bochum	Germany ISB	Europe ISB	Global ISB
MA	80%	77%	80%	81%
BA	83%	79%	80%	82%
PhD	76%	79%	81%	80%

*How long did you wait between applying and receiving your offer from this institution?*

i-graduate INTERNATIONAL INSIGHT

All materials strictly copyright © i-graduate 2016 31





RUHR UNIVERSITÄT BOCHUM RUB

### Benchmarking arrival (sorted by primary ranking group)

	Uni Bochum	ISB %	Germany ISB %	Europe ISB %	ISB	Germany ISB	Europe ISB
ARRIVAL AVERAGE	81.0%	84.8%	82.0%	82.3%	126	18	36
ARRIVAL OVERALL	87.7%	88.3%	84.1%	85.7%	152	19	45
Registration	89.7%	88.4%	87.0%	87.6%	35	7	11
Internet access	81.7%	80.5%	77.6%	78.6%	54	7	17
AKAFÖ	81.9%	83.8%	78.1%	77.7%	91	11	20
Welcome	70.4%	79.9%	68.9%	73.1%	140	11	35
Admissions Office	93.7%	90.7%	90.7%	90.7%	14	14	14
Formal welcome	89.5%	89.0%	89.1%	89.9%	66	15	29
Meeting staff	89.1%	90.1%	87.1%	88.3%	116	15	33
Study sense	74.7%	82.5%	76.5%	78.2%	143	17	35
Introduction Days	87.9%	88.2%	87.3%	87.4%	61	18	28
First night	76.9%	83.4%	76.4%	78.8%	155	18	45
Local orientation	84.2%	84.5%	84.5%	85.2%	93	19	36
Home friends	81.2%	84.8%	82.7%	83.8%	120	19	41
Bank account	72.0%	77.8%	77.5%	69.6%	115	19	27
Social activities	83.8%	85.1%	84.6%	84.4%	99	22	42
Accommodation condition	72.9%	81.0%	77.1%	77.1%	148	22	40
Other friends	87.4%	87.8%	88.1%	88.8%	116	26	51
Host friends	59.6%	73.8%	69.9%	70.6%	167	31	56

Einschreibungsprozess ist in Studierendensekretariat sehr schnell und gut gelaufen. Mitarbeiter waren sehr freundlich. Dankeschön Belarus

Arrival section asked to all 1st year students

i-graduate INTERNATIONAL INSIGHT

All materials strictly copyright © i-graduate 2016 36

Arrival – degree-seeking vs. exchange students

RUHR UNIVERSITÄT BOCHUM RUB

Arrival Element	Uni Bochum	Degree seeking	Student Exchange
Arrival Overall (302)	88%	89%	81%
AKAFÖ	82%	80%	NA
Accommodation condition	73%	74%	74%
Admissions Office	94%	93%	94%
Bank account	72%	69%	79%
Internet access	82%	84%	68%
First night	77%	77%	77%
Formal welcome	89%	89%	91%
Home friends	81%	79%	90%
Host friends	60%	58%	63%
Local orientation	84%	84%	84%
Meeting staff	89%	90%	82%
Other friends	87%	87%	90%
Registration	90%	90%	89%
Social activities	84%	83%	92%
Study sense	75%	77%	67%
Introduction Days	88%	88%	84%
Welcome	70%	71%	68%

i-graduate INTERNATIONAL INSIGHT

Arrival section asked to all 1st year students

All materials strictly copyright © i-graduate 2016 37

Arrival satisfaction – Year on year comparison

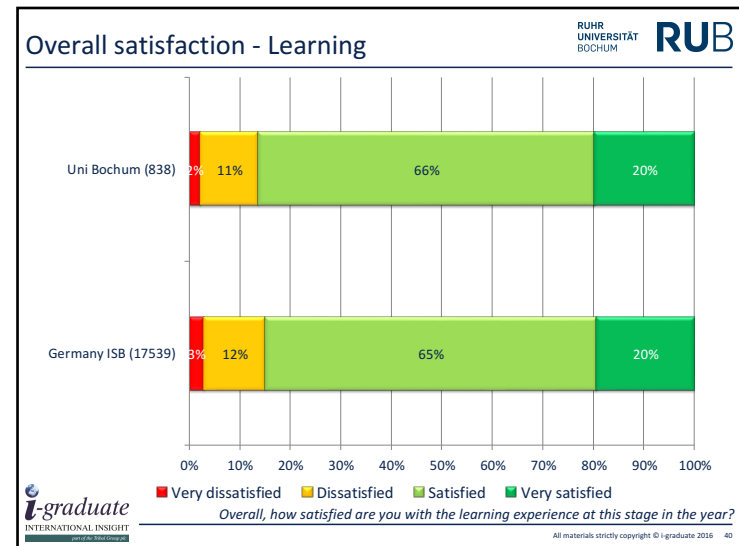
RUHR UNIVERSITÄT BOCHUM RUB

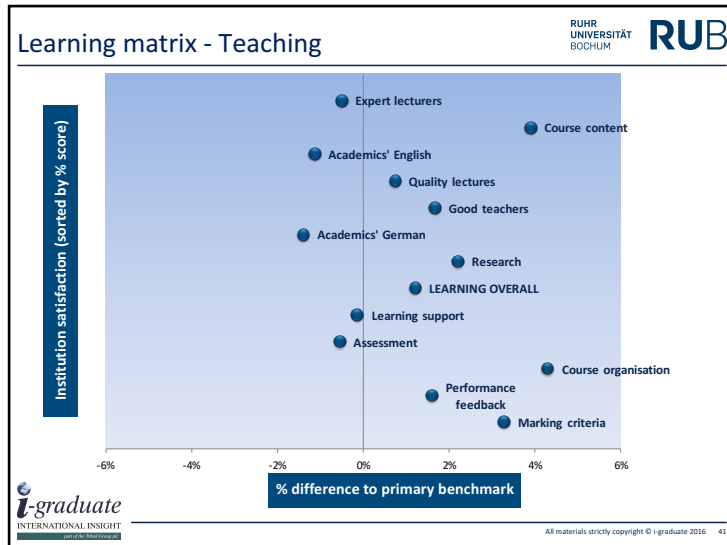
Elements	2010	2011	2012	2013	2015	2016	First year vs 2016
AKAFÖ	65%	65%	58%	61%	81%	82%	17%
Social activities	73%	78%	81%	83%	82%	84%	11%
Introduction Days	80%	85%	84%	82%	87%	88%	8%
Local orientation	78%	85%	83%	77%	80%	84%	6%
Meeting staff	85%	88%	87%	87%	89%	89%	4%
Other friends	84%	78%	88%	90%	89%	87%	4%
Admissions Office			90%	88%	92%	94%	3%
Arrival Overall	85%	85%	88%	84%	87%	88%	3%
Registration	88%	90%	87%	83%	87%	90%	2%
Formal welcome	88%	85%	91%	90%	85%	89%	2%
Internet access	81%	76%	75%	76%	82%	82%	1%
Home friends	82%	76%	81%	82%	81%	81%	-1%
Study sense	76%	81%	79%	78%	79%	75%	-1%
First night	79%	73%	80%	79%	78%	77%	-2%
Accommodation condition	75%	76%	76%	77%	77%	73%	-2%
Welcome	76%	67%	79%	75%	74%	70%	-6%
Host friends	66%	63%	69%	65%	65%	60%	-7%
Bank account	84%	79%	86%	85%	85%	72%	-12%

i-graduate INTERNATIONAL INSIGHT

Arrival section asked to all 1st year students

All materials strictly copyright © i-graduate 2016 38





### Benchmarking learning - Teaching (sorted by primary ranking group)

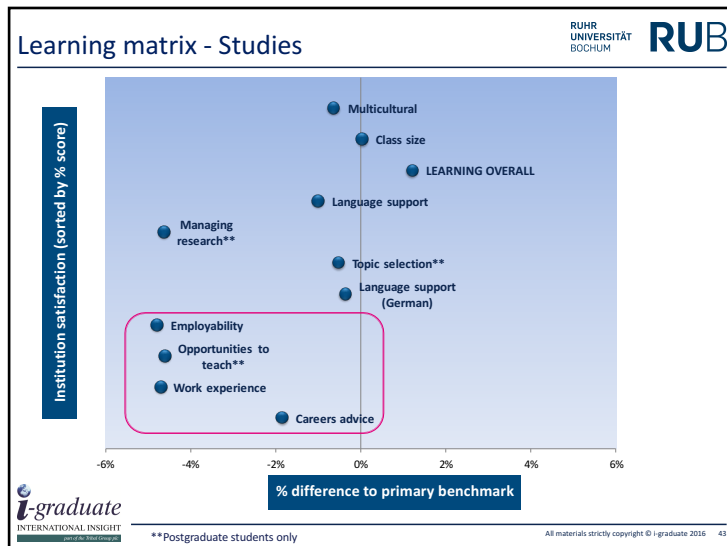
RUHR UNIVERSITÄT BOCHUM RUB

	Uni Bochum	ISB %	Germany ISB %	Europe ISB %	ISB	Germany ISB	Europe ISB
<b>LEARNING AVERAGE</b>	82.3%	84.9%	83.1%	83.7%	143	20	42
<b>LEARNING OVERALL</b>	86.3%	86.5%	85.1%	85.1%	102	14	31
<b>TEACHING</b>							
Course content	91.1%	88.6%	87.2%	86.7%	59	11	16
Performance feedback	82.3%	84.3%	80.7%	79.9%	115	11	18
Research	86.5%	87.2%	84.3%	85.2%	89	13	25
Assessment	84.2%	88.2%	84.8%	85.7%	127	13	30
Marking criteria	81.2%	83.2%	77.9%	78.0%	133	13	26
Good teachers	90.3%	88.4%	88.6%	87.2%	73	14	18
Course organisation	83.8%	84.0%	79.5%	79.4%	113	14	28
Expert lecturers	92.2%	92.9%	92.7%	92.7%	102	15	33
Learning support	85.2%	89.1%	85.3%	86.7%	146	16	40
Academics' English	90.9%	92.1%	92.0%	92.3%	118	19	42
Quality lectures	90.5%	88.8%	89.7%	88.3%	97	20	32
Academics' German	88.6%	90.0%	90.0%	90.0%	20	20	20

Die wissenschaftliche Mitarbeiter müssen die internationale Studierende berücksichtigen. Unsere Muttersprache ist kein Deutsch und sie könnten z.B. zusätzliche Materialien geben - sowohl auf Deutsch, als auch auf Englisch, wenn es Englisch im Fach gibt. Die Fakultät kann Kurse in verschiedenen Module organisieren, die speziell für Ausländer geeignet sind. *Bulgaria*

i-graduate INTERNATIONAL INSIGHT

All materials strictly copyright © i-graduate 2016 42



### Benchmarking learning - Studies (sorted by primary ranking group)

RUHR UNIVERSITÄT BOCHUM RUB

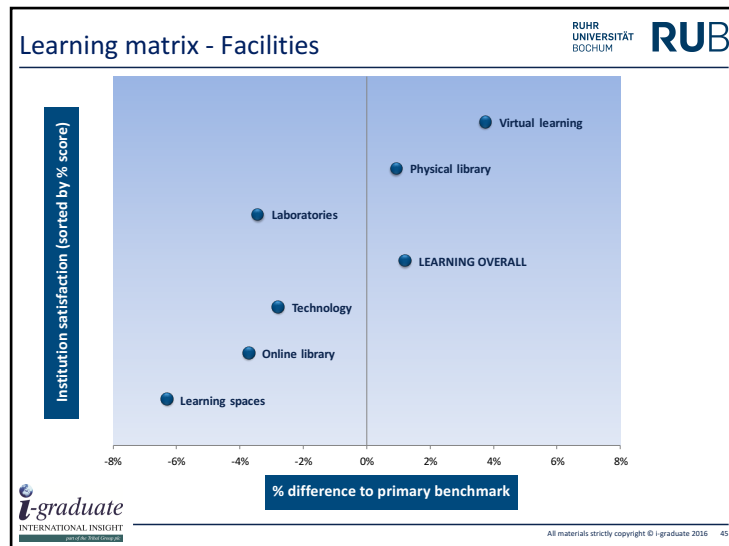
	Uni Bochum	ISB %	Germany ISB %	Europe ISB %	ISB	Germany ISB	Europe ISB
<b>LEARNING AVERAGE</b>	82.3%	84.9%	83.1%	83.7%	143	20	42
<b>LEARNING OVERALL</b>	86.3%	86.5%	85.1%	85.1%	102	14	31
<b>STUDIES</b>							
Managing research**	81.3%	89.6%	85.9%	86.9%	72	8	14
Opportunities to teach**	60.5%	71.5%	65.1%	68.5%	69	8	15
Language support	82.2%	88.4%	83.2%	86.5%	147	17	45
Topic selection**	80.5%	86.7%	81.0%	83.1%	131	17	34
Language support (German)	75.7%	76.1%	76.1%	76.1%	21	21	21
Careers advice	58.1%	71.1%	59.9%	61.9%	156	21	40
Work experience	59.1%	70.2%	63.8%	63.6%	146	22	38
Class size	87.1%	89.4%	87.1%	89.2%	150	25	53
Employability	63.2%	77.8%	68.0%	70.9%	172	28	55
Multicultural	88.5%	90.4%	89.1%	90.4%	140	30	58

Having students from various nationalities makes learning more interactive, experience-oriented, interdisciplinary, and international. *Other*

i-graduate INTERNATIONAL INSIGHT

\*\*Postgraduate students only

All materials strictly copyright © i-graduate 2016 44



### Benchmarking learning - Facilities (sorted by primary ranking group)

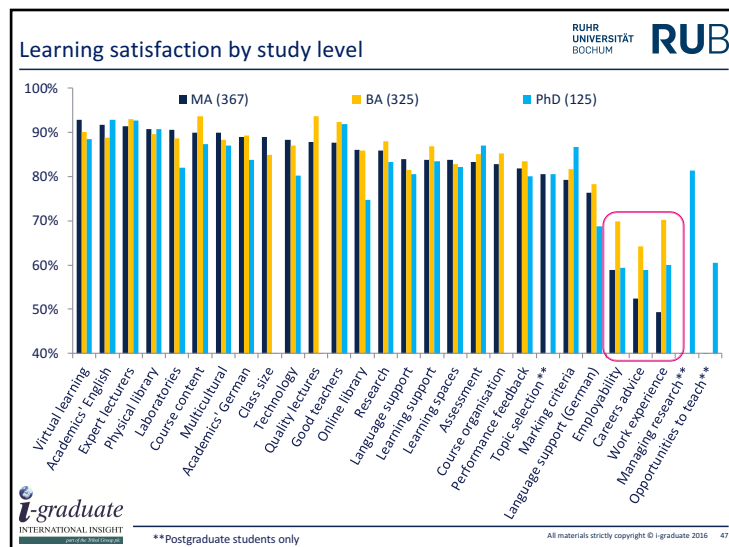
RUHR UNIVERSITÄT BOCHUM RUB

	Uni Bochum	ISB %	Germany ISB %	Europe ISB %	ISB	Germany ISB	Europe ISB
<b>LEARNING AVERAGE</b>	<b>82.3%</b>	<b>84.9%</b>	<b>83.1%</b>	<b>83.7%</b>	<b>143</b>	<b>20</b>	<b>42</b>
<b>LEARNING OVERALL</b>	<b>86.3%</b>	<b>86.5%</b>	<b>85.1%</b>	<b>85.1%</b>	<b>102</b>	<b>14</b>	<b>31</b>
<b>FACILITIES</b>							
Virtual learning	90.8%	90.4%	87.1%	88.1%	59	3	10
Physical library	89.3%	89.3%	88.9%	88.6%	104	19	35
Technology	86.2%	89.8%	89.0%	89.3%	131	24	41
Laboratories	88.5%	90.9%	91.9%	91.8%	110	27	49
Online library	83.9%	90.1%	87.6%	88.5%	155	28	52
Learning spaces	82.9%	89.9%	89.2%	89.5%	164	31	56

In der Bibliothek der Ruhr-Uni-Bochum konnte ich bis jetzt immer sehr gut lernen, es gab immer genügend Plätze und Computer, die Ausstattung und Anzahl der zur Verfügung gestellten Bücher hat mich beeindruckt.  
*Russian Federation*

i-graduate INTERNATIONAL INSIGHT

All materials strictly copyright © i-graduate 2016 46



### Learning – degree-seeking vs. exchange students

RUHR UNIVERSITÄT BOCHUM RUB

Learning Element	Uni Bochum	Degree seeking	Student Exchange
Learning Overall (838)	86%	84%	91%
Academics' English	91%	90%	94%
Marking criteria	81%	79%	90%
Assessment	84%	82%	93%
Careers advice	58%	56%	67%
Course content	91%	91%	89%
Managing research**	81%	80%	NA
Class size	87%	87%	87%
Expert lecturers	92%	92%	95%
Employability	63%	61%	71%
Language support (German)	76%	74%	83%
Academics' German	89%	89%	86%
Good teachers	90%	89%	94%
Topic selection**	81%	79%	88%
Online library	84%	84%	81%
Physical library	90%	89%	92%
Learning support	85%	84%	90%
Learning spaces	83%	82%	84%
Laboratories	88%	89%	89%
Language support	82%	79%	90%
Multicultural	88%	88%	92%
Course organisation	84%	84%	84%
Opportunities to teach**	60%	59%	NA
Performance feedback	82%	81%	87%
Quality lectures	90%	90%	92%
Research	87%	86%	87%
Technology	86%	87%	85%
Virtual learning	91%	91%	89%
Work experience	59%	57%	67%

i-graduate INTERNATIONAL INSIGHT

All materials strictly copyright © i-graduate 2016 48



Learning satisfaction – Year on year comparison

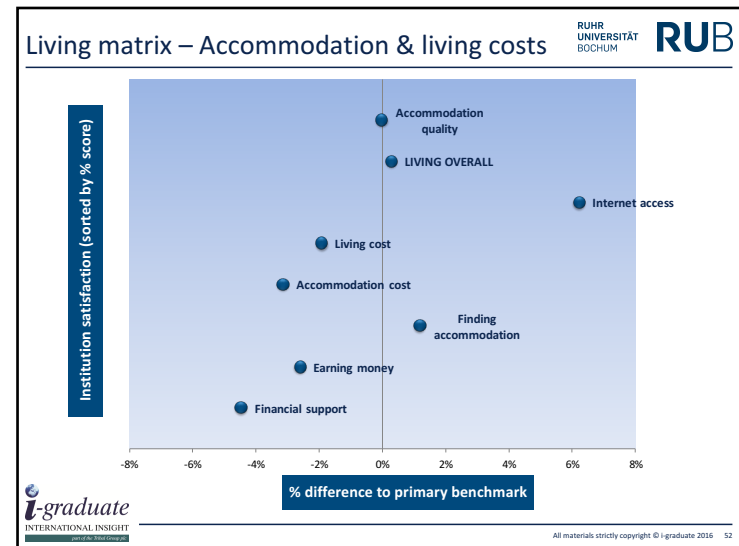
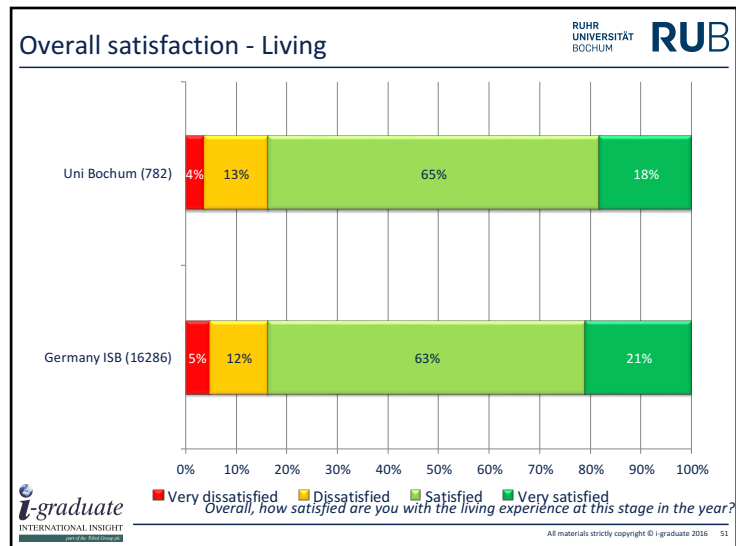
RUHR UNIVERSITÄT BOCHUM RUB

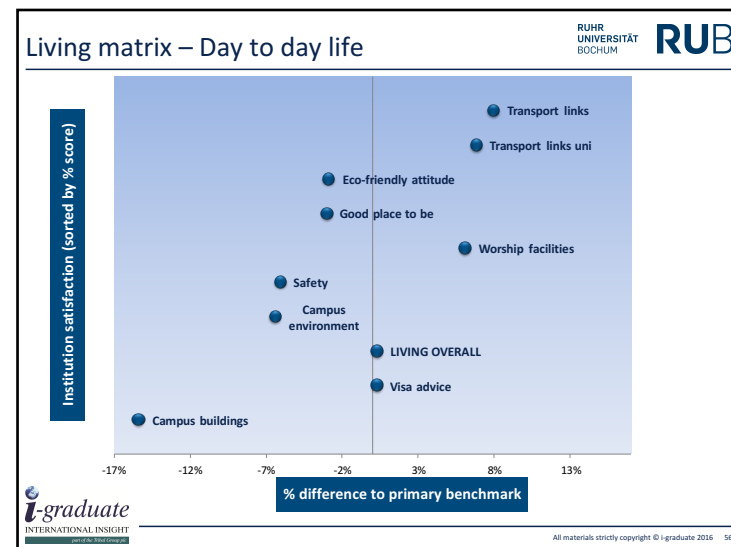
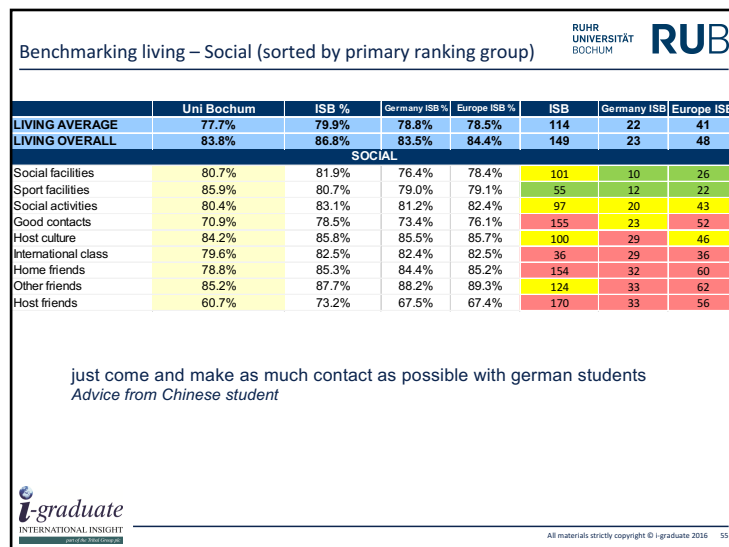
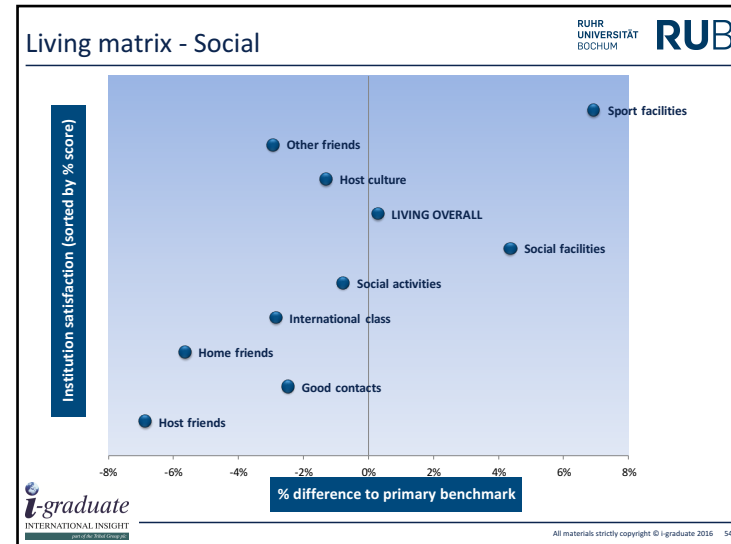
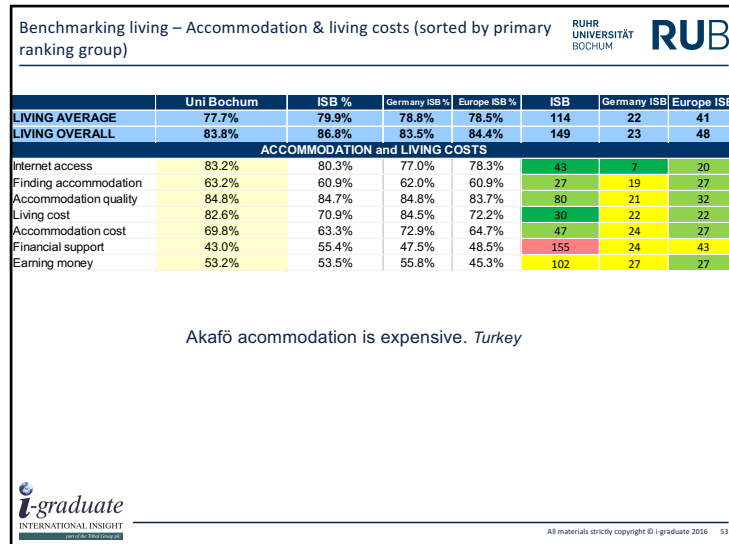
Elements	2010	2011	2012	2013	2015	2016	First year vs 2016
Course organisation	66%	73%	79%	79%	84%	84%	12%
Language support	67%	71%	76%	75%	81%	82%	15%
Marking criteria	70%	76%	76%	83%	82%	81%	11%
Academics' English	81%	83%	88%		89%	91%	10%
Class size			79%	79%	85%	87%	8%
Physical library	82%	87%	88%	86%	87%	90%	8%
Online library	77%	83%	78%	82%	86%	84%	7%
Assessment	77%	85%	83%	80%	89%	84%	7%
Learning spaces	76%	74%	82%	80%	83%	83%	7%
Learning support	78%	83%	79%	81%	85%	85%	7%
Performance feedback	76%	78%	82%	84%	85%	82%	6%
Quality lectures	84%	90%	90%	90%	91%	90%	6%
Good teachers	85%	89%	87%	88%	88%	90%	6%
Virtual learning	87%	90%	87%	88%	91%	91%	4%
Course content	87%	90%	82%	91%	89%	91%	4%
Learning Overall	83%	86%	84%	85%	87%	86%	3%
Laboratories	86%	85%	90%	86%	92%	88%	2%
Topic selection**	79%	77%	87%	82%	83%	81%	2%
Multicultural	87%	85%	88%	90%	89%	88%	1%
Careers advice	57%	61%	61%	64%	58%	58%	1%
Research	86%	87%	83%	89%	85%	87%	0%
Employability	63%	72%	58%	68%	68%	65%	0%
Expert lecturers	92%	95%	94%	94%	93%	92%	0%
Technology	86%	87%	85%	83%	88%	86%	0%
Language support (German)			76%	84%	77%	76%	-1%
Managing research**	86%	78%	89%	88%	82%	81%	-4%
Opportunities to teach**	66%	65%	63%	74%	72%	60%	-5%
Work experience	67%	67%	62%	65%	61%	59%	-8%

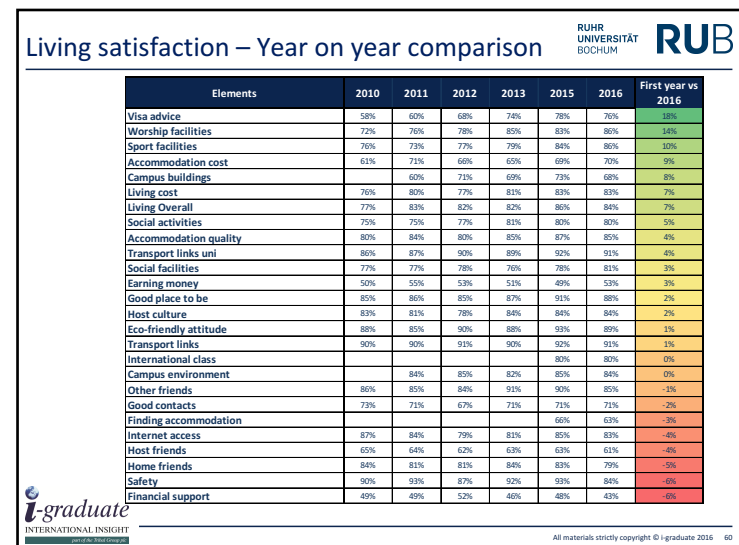
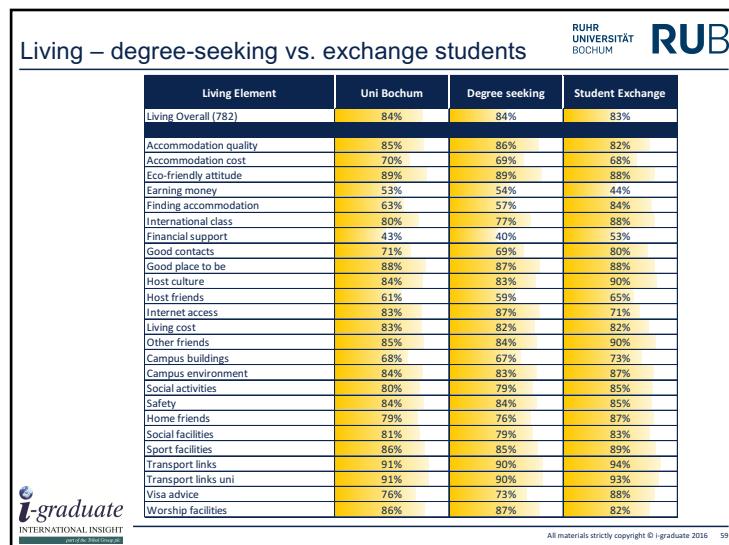
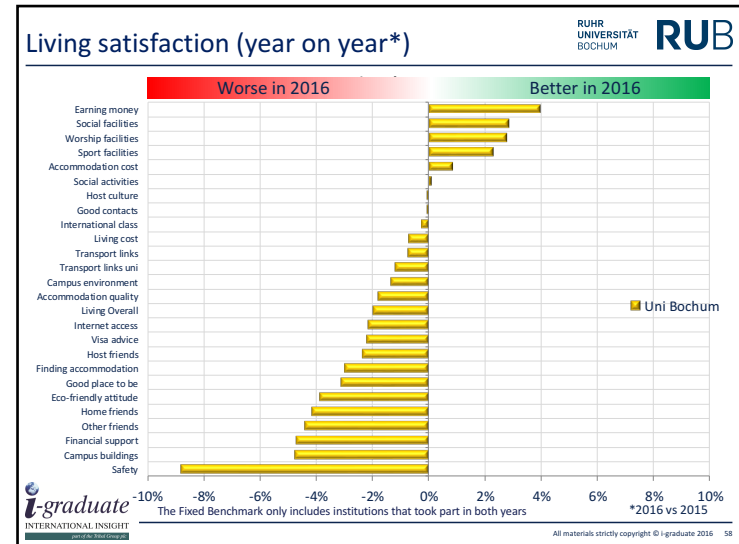
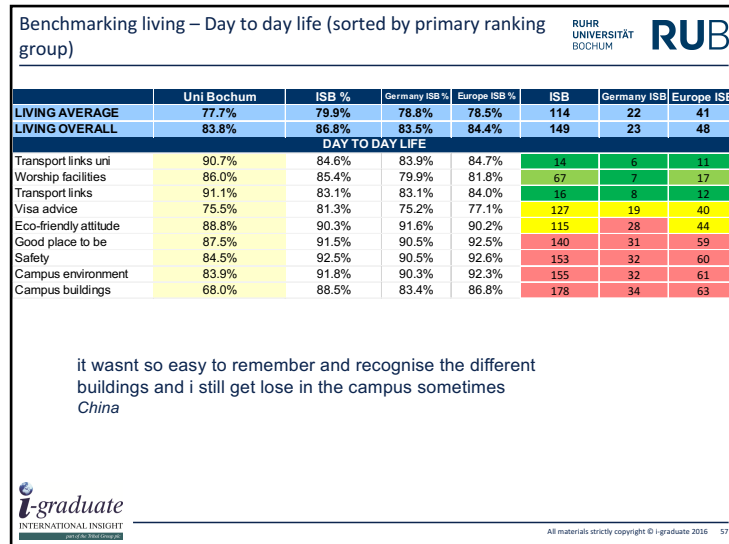
i-graduate INTERNATIONAL INSIGHT

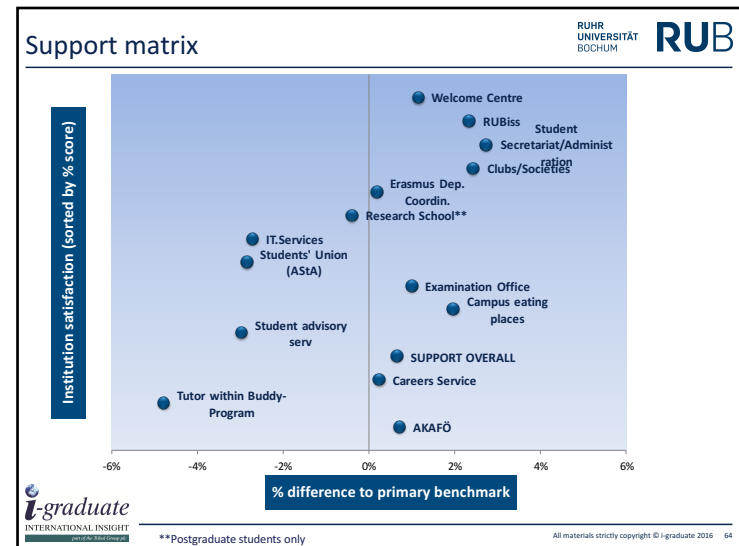
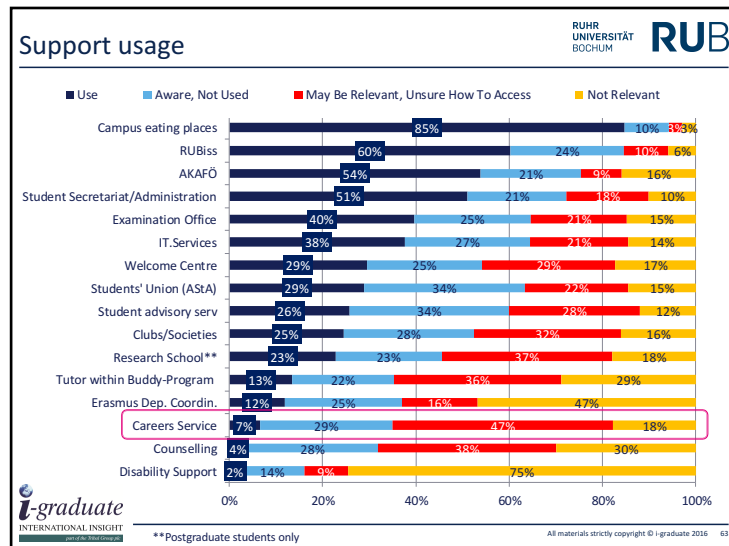
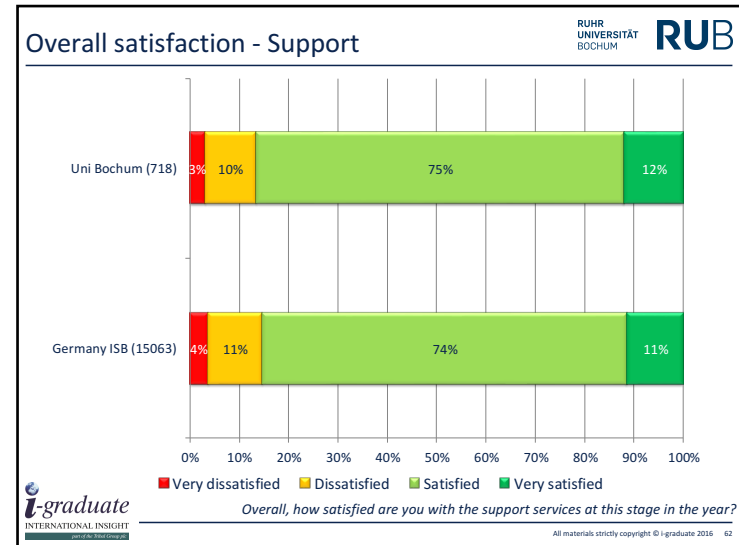
\*\*Postgraduate students only

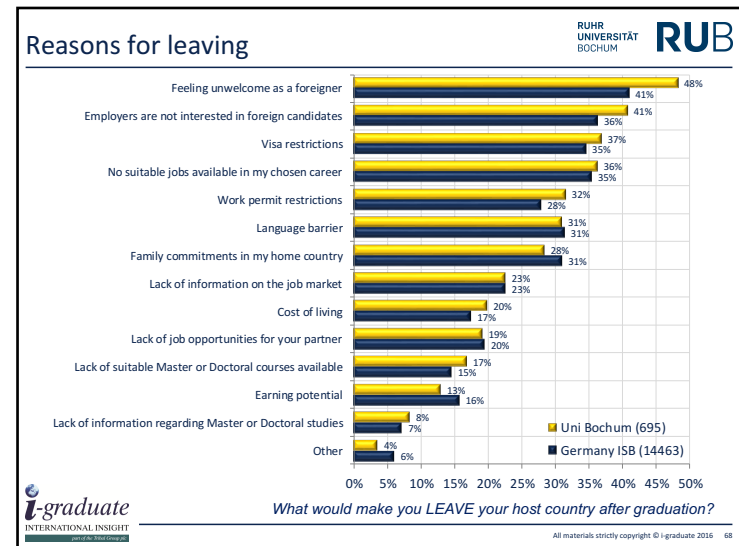
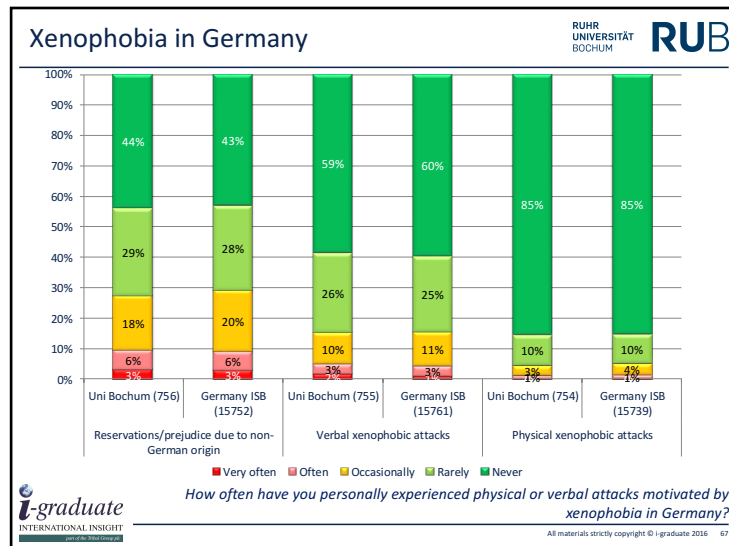
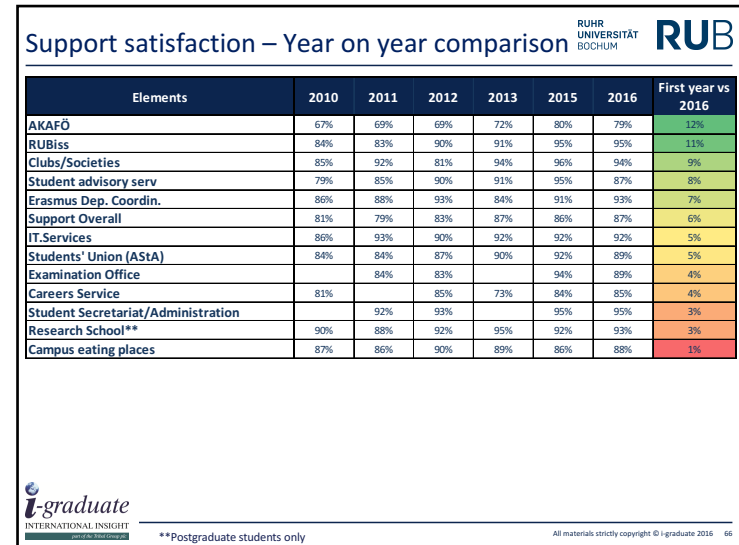
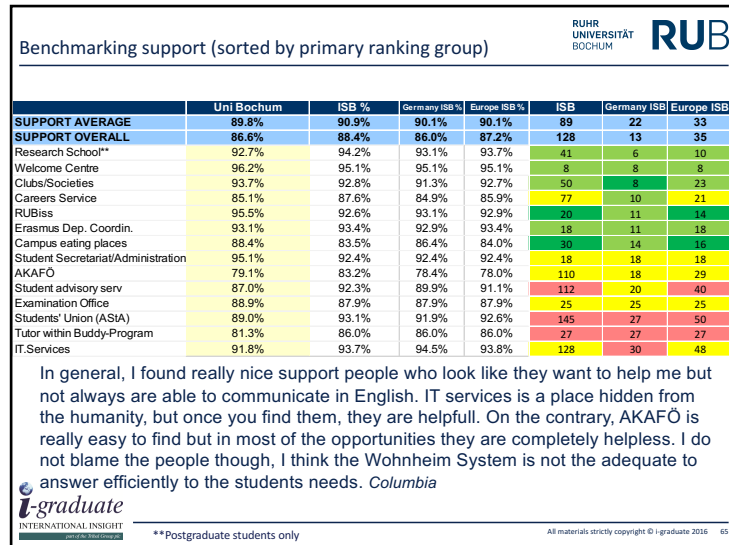
All materials strictly copyright © i-graduate 2016 49

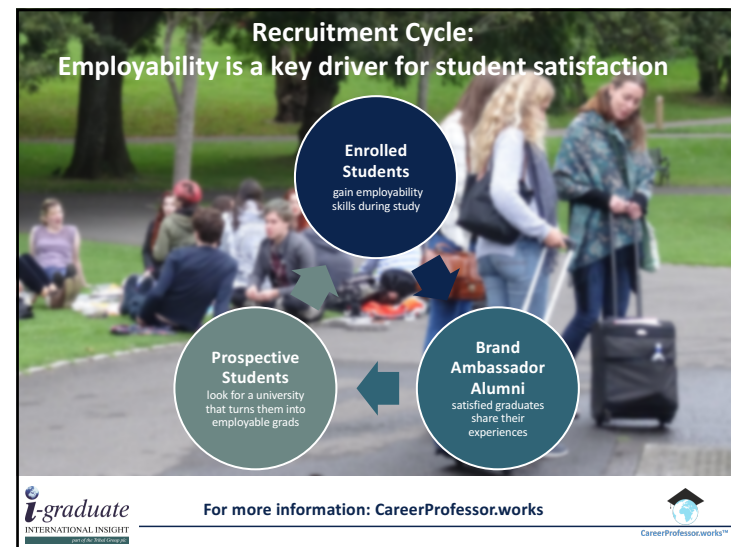
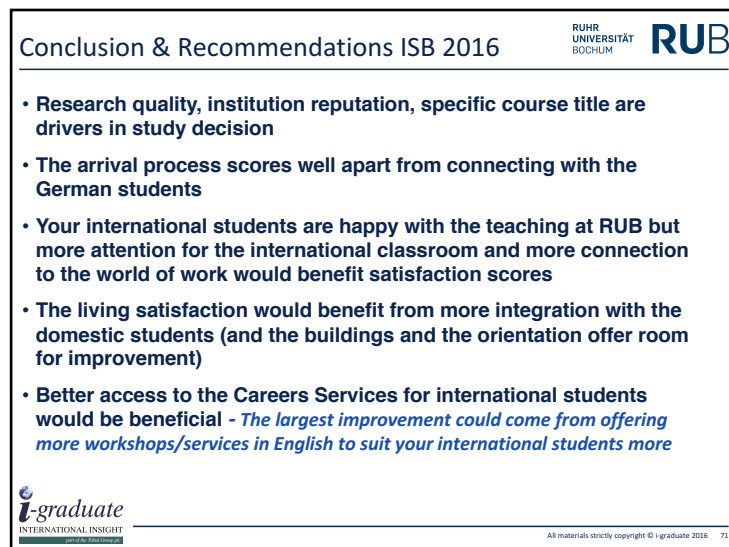
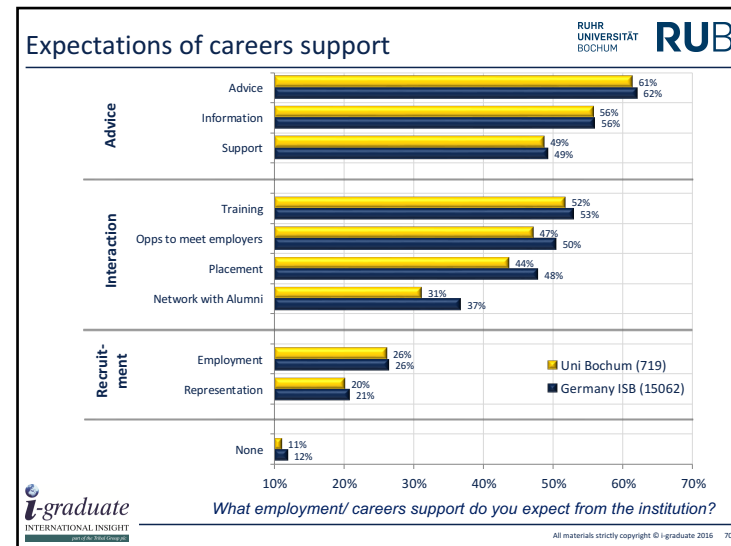
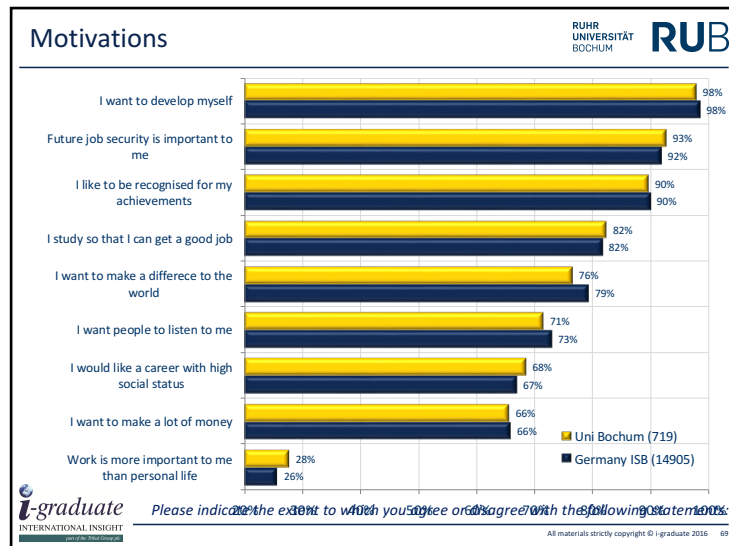












RUHR UNIVERSITÄT BOCHUM  
**RUB**

All materials strictly copyright © i-graduate 2016 73

RUHR UNIVERSITÄT BOCHUM  
**RUB**

## Deliverables

### Institution-specific data

### Detailed presentations

Propensity to recommend

University (1500) vs 2014	Benchmark (20000)
95%	7%
60%	-3%
11%	4%
2%	0%
1%	0%

### Summary findings

University	Benchmark %	Benchmark +/-	% p	Benchmark
78.2%	84.1%	-4.9%	0.28	188
91.0%	89.0%	+2.0%	0.00	132
87.7%	88.4%	-0.6%	0.35	113
84.1%	88.0%	-3.9%	0.14	132
85.7%	87.9%	-2.2%	0.00	151
82.0%	88.4%	-6.3%	0.06	145
82.4%	85.7%	-3.3%	0.37	68
81.0%	89.9%	-8.9%	0.22	116
80.7%	84.2%	-3.4%	0.01	144
79.0%	79.0%	0.0%	0.00	146
79.0%	79.3%	-0.3%	0.00	70
78.4%	88.0%	-9.6%	0.00	171
78.4%	81.2%	-2.8%	0.14	135
75.7%	84.0%	-8.5%	0.02	124
73.9%	83.3%	-9.6%	0.00	171
72.2%	83.3%	-11.2%	0.00	157
69.0%	80.0%	-11.7%	0.00	146
64.7%	71.0%	-6.3%	0.00	154
65.4%	89.4%	-24.0%	0.00	38
95.2%	91.0%	+4.2%	0.00	38
91.2%	90.7%	+0.5%	0.00	70

*"Great university, great teachers, great accommodation, so many way to make English and foreign friends, a very beautiful place, ecologic. It's the best year of my life, i think I'm very lucky to study here and i will advice this university at everyone without any doubt!"*

**Verbatim comments**

All materials strictly copyright © i-graduate 2016 74

RUHR UNIVERSITÄT BOCHUM  
**RUB**

## Next generation tools – interact 2.2

**Benchmarking**  
Student satisfaction data against national and international benchmarks

**Breakdowns**  
Analysis by department/faculty

**Wave on wave**  
View results compared to previous waves

**Range**  
Internal analysis of student satisfaction data

**Temperature**  
Improved navigation

**Open comments analysis**

**Global Views – An interactive online map, showing student mobility in your country**

teaching here is remarkable. Very, very good University and would recommend to many!

The teaching and campus life are both great. Because I have found the teaching excellent and the service. A lot of facilities and in general a good place to study.

Great university. A lot of support provided, for both academic and personal issues. Many career opportunities as well as volunteering and general chances to gain experience.

Because I enjoy my time here and think the university staff are very friendly, always willing to help.

All materials strictly copyright © i-graduate 2016 75

RUHR UNIVERSITÄT BOCHUM  
**RUB**

## Introducing the i-mark

- Available to HE institutions worldwide taking part in the ISB or SB
- Instant and easy recognition of an institution's dedication to the student experience
- Use on website and promotional literature

**STUDENT BAROMETER™ PARTNER**

**THE GLOBAL BENCHMARK FOR THE STUDENT EXPERIENCE**


*"We are using the i-mark on our admission webpages to show potential students that we use the ISB for program quality management and service development."*

All materials strictly copyright © i-graduate 2016 76

**Thank you! Any questions?**

• Thank you for listening!  
 • Any questions?  
 • Feel free to contact Nannette Ripmeester  
 ([nannette.ripmeester@i-graduate.org](mailto:nannette.ripmeester@i-graduate.org) or [n.ripmeester@labourmobility.com](mailto:n.ripmeester@labourmobility.com))

• A member of the i-graduate Research Team will be in contact with details of your institution's online password-protected **Filestore** ([www.i-graduate.org/filestore](http://www.i-graduate.org/filestore))  
 • **Filestore** contains: full PDF presentation, open comments spreadsheet, institution breakdown sheet and ranking sheets



Welcome to i-graduate  
 We provide the global framework for the student experience. We deliver comprehensive insight into the education sector worldwide, helping institutions deliver a world-class student experience in a constantly competitive environment.  
 The University of Bochum Higher Education: the global HE landscape is presented by a network of institutions, including the University of Bochum, the global HE landscape.

Universities  
 Colleges  
 Schools  
 Institutions

i-graduate  
 INTERNATIONAL INSIGHT  
 2016-2017

All materials strictly copyright © i-graduate 2016 77

**Questionnaire**

i-graduate  
 INTERNATIONAL INSIGHT  
 2016-2017

All materials strictly copyright © i-graduate 2016 78

**Questionnaire flow**

**Background**  
 • Nationality  
 • Accommodation  
 • Funding  
 • Level of study  
 • Area of study  
 • School/Faculty/Department  
 • Year of study

**Pre-Arrival**  
 • Choice of destination  
 • Key influences  
 • Application process  
 • Visa Satisfaction  
 • Agents

**Arrival Experience**  
 • Overall Satisfaction  
 • Rating on experience

**Learning Experience**  
 • Overall Satisfaction  
 • Satisfaction of learning elements  
 • Engagement measures

**Living Experience**  
 • Overall Satisfaction  
 • Satisfaction of living elements

**Support Experience**  
 • Overall Satisfaction  
 • Relevance of services  
 • Satisfaction with services used

**Recommendation & Reflections**  
 • Recommendation to others

**Future Plans**  
 • Employment  
 • Study

Not a full list of questions

i-graduate  
 INTERNATIONAL INSIGHT  
 2016-2017

All materials strictly copyright © i-graduate 2016 79


**Arrival terminology**


Terminology in Standard Questionnaire	Terminology in University Questionnaire	Terminology in Report
Registration	Enrolment/Academic registration	Registration
Study sense	Understanding how my course of study would work	Study sense
Admissions Office	Admissions Office	Admissions Office
Internet access	Internet access at my accommodation	Internet access
Host friends	Making friends from this country	Host friends
Formal welcome	Formal welcome at the institution	Formal welcome
Local orientation	Introduction to the local area	Local orientation
Meeting staff	Meeting academic staff	Meeting staff
Other friends	Making friends from other countries	Other friends
Institution orientation	University/institution orientation (Introduction Days)	Introduction Days
Home friends	Making friends from my home country	Home friends
Social activities	The social activities (organised events)	Social activities
Accommodation condition	Condition of accommodation on arrival	Accommodation condition
Bank account	Setting up a bank account	Bank account
First night	First night - getting to where I would stay	First night
Welcome	Welcome/pickup at airport, railway, coach station	Welcome
Accommodation Office	Accommodation Office - AKAFO	AKAFO


i-graduate  
 INTERNATIONAL INSIGHT  
 2016-2017


All materials strictly copyright © i-graduate 2016 80



Learning terminology - Teaching		RUHR UNIVERSITÄT BOCHUM	RUB
Terminology in Questionnaire	Terminology in Report		
The quality of lectures ( <i>BA, MA, FC, non-degree &amp; other students only</i> )	Quality lectures		
The subject area expertise of lecturers/supervisors	Expert lecturers		
The teaching ability of lecturers/supervisors	Good teachers		
The academic content of my course/studies	Course content		
The organisation and smooth running of the course ( <i>BA, MA, FC, non-degree &amp; other students only</i> )	Course organisation		
The level of research activity	Research		
Academic staff whose English I can understand	Academics' English		
Getting time from academic staff when I need it/personal support with learning	Learning support		
Feedback on coursework/formal written submissions	Performance feedback		
Explanation of marking/assessment criteria	Marking criteria		
Fair and transparent assessment of my work	Assessment		
		All materials strictly copyright © i-graduate 2016 81	

Learning terminology - Studies		RUHR UNIVERSITÄT BOCHUM	RUB
Terminology in Questionnaire	Terminology in Report		
Guidance in topic selection and refinement by my supervisor ( <i>MA &amp; PhD students only</i> )	Topic selection		
Confidence about managing a research project as a result of my experience so far ( <i>PhD students only</i> )	Managing research		
Advice and guidance on long-term job opportunities and careers from academic staff	Careers advice		
Learning that will help me get a good job	Employability		
Opportunities for work experience/ work placements as a part of my studies	Work experience		
Studying with people from other cultures	Multicultural		
Help to improve my English language skills (if applicable)	Language support		
Opportunities to teach ( <i>PhD students only</i> )	Opportunities to teach		
The size of classes ( <i>BA, MA, FC, non-degree &amp; other students only</i> )	Class size		
		All materials strictly copyright © i-graduate 2016 82	

Learning terminology - Facilities		RUHR UNIVERSITÄT BOCHUM	RUB
Terminology in Questionnaire	Terminology in Report		
The quality of the lecture theatres and classrooms	Learning spaces		
The quality of laboratories (if applicable)	Laboratories		
The physical library facilities	Physical library		
The online library facilities	Online library		
The learning technology (PCs, networking, etc)	Technology		
Virtual learning environment (Blackboard/ WebCT/ Weblearn)	Virtual learning		
		All materials strictly copyright © i-graduate 2016 83	

Living terminology – Accommodation & Living Costs		RUHR UNIVERSITÄT BOCHUM	RUB
Terminology in Questionnaire	Terminology in Report		
The quality of accommodation ( <i>excludes 'living at home'/'living with friends or relatives'</i> )	Accommodation quality		
The cost of accommodation ( <i>excludes 'living at home'/'living with friends or relatives'</i> )	Accommodation cost		
The cost of living	Living cost		
The opportunity to earn money while studying	Earning money		
The availability of financial support/ bursaries etc.	Financial support		
Internet access at my accommodation	Internet access		
		All materials strictly copyright © i-graduate 2016 84	

Living terminology – Social		RUHR UNIVERSITÄT BOCHUM	RUB
Terminology in Questionnaire	Terminology in Report		
Making friends from my home country	Home friends		
Making friends from this country	Host friends		
Making friends from other countries	Other friends		
Opportunities to experience the culture of this country	Host culture		
The sports facilities	Sports facilities		
The social facilities (common room etc.)	Social facilities		
The social activities (organised events)	Social activities		
Making good contacts for the future	Good contacts		

*i-graduate*  
INTERNATIONAL INSIGHT

All materials strictly copyright © i-graduate 2016 85

Living terminology – Day to Day Life		RUHR UNIVERSITÄT BOCHUM	RUB
Terminology in Questionnaire	Terminology in Report		
Feeling safe and secure	Safety		
The surroundings outside the institution	Good place to be		
Transport between institution locations	Transport links uni		
The transport links to other places	Transport links (other places)		
The facilities for religious worship (quiet room/prayer room, etc.)	Worship facilities		
Immigration and visa advice from the institution	Visa advice		
The institution's eco-friendly attitude to the environment (e.g. recycling/energy etc.)	Eco-friendly attitude		
The design and quality of the campus buildings (what they look like, internal quality, functionality and beauty)	Campus buildings		
The quality of the external campus environment (landscaping, street furniture, litter, trees, bicycle parking, signposting)	Campus environment		

*i-graduate*  
INTERNATIONAL INSIGHT

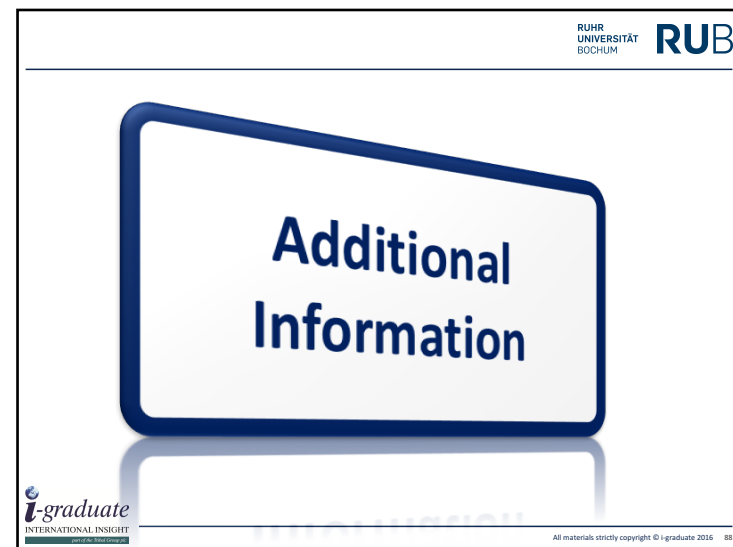
All materials strictly copyright © i-graduate 2016 86

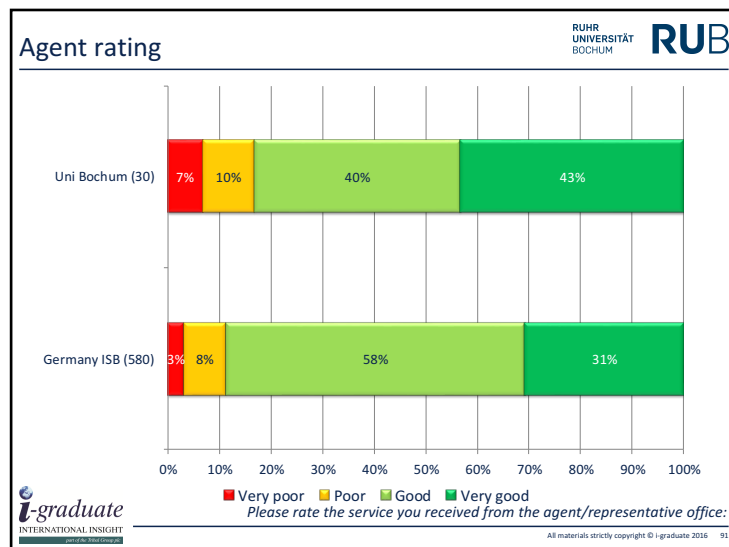
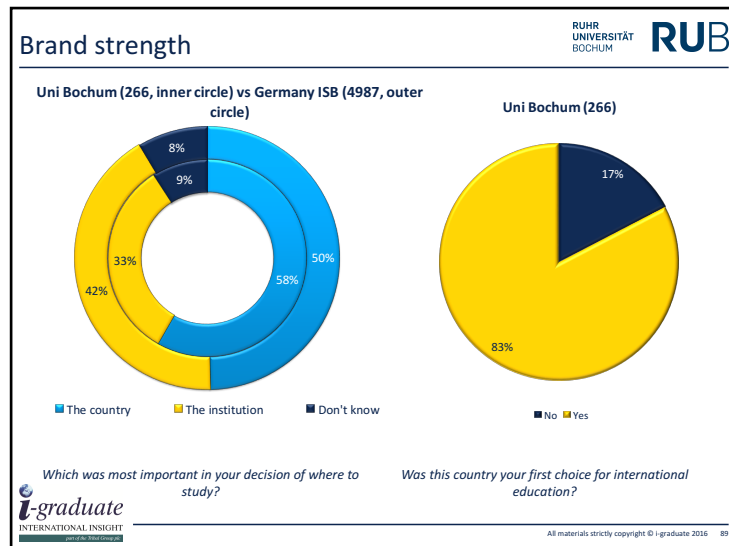
Support terminology			RUHR UNIVERSITÄT BOCHUM	RUB
Terminology in Standard Questionnaire	Terminology in University Questionnaire	Terminology in Report		
Catering	Campus eating places (e.g. Mensa, Cafeteria)	Campus eating places		
International Office	International Office - RUBiss	RUBiss		
Accommodation Office	Accommodation Office - AKAFO	AKAFO		
Student Secretariat/Administration	Student Secretariat/Administration	Student Secretariat/Administration		
Examination Office	Examination Office	Examination Office		
IT Support	IT-Services	IT-Services		
Welcome Centre (PhD students only)	Welcome Centre (PhD students only)	Welcome Centre		
Students' Union	Students' Union (ASTA)	Students' Union (ASTA)		
Student Advisory	Student advisory service (zentrale Studienberatung)	Student advisory serv		
Clubs/Societies	Institution Clubs/Societies	Clubs/Societies		
Tutor within Buddy-Program	Tutor within Buddy-Program	Tutor within Buddy-Program		
Graduate School**	Research School	Research School**		
Int'l Office (Faculty)	Erasmus departmental coordinator (Erasmus-Fachkoordinatoren)	Erasmus Dep. Coordin.		
Careers Service	Careers Advisory Service	Careers Service		
Counselling	Counselling Service	Counselling		
Disability Support	Disability Support	Disability Support		

*i-graduate*  
INTERNATIONAL INSIGHT

\*\*Postgraduate students only

All materials strictly copyright © i-graduate 2016 87





### Benchmarking arrival

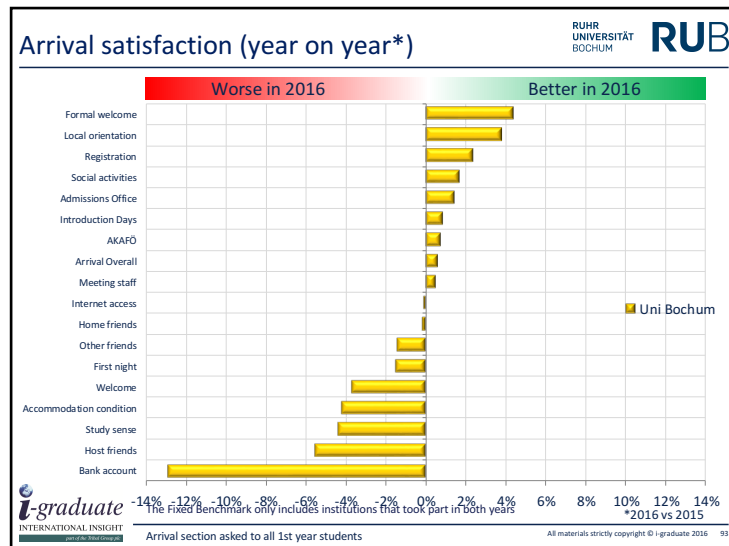
UNI BOCHUM  
UNIVERSITÄT  
BOCHUM

	Uni Bochum	ISB %	Germany ISB %	Europe ISB %	ISB +/-	Germany ISB +/-	Europe ISB +/-
ARRIVAL AVERAGE	81.0%	84.8%	82.0%	82.3%	-3.8%	-1.0%	-1.3%
ARRIVAL OVERALL	87.7%	88.3%	84.1%	85.7%	-0.5%	3.6%	2.1%
Admissions Office	93.7%	90.7%	90.7%	90.7%	2.9%	2.9%	2.9%
Registration	89.7%	88.4%	87.0%	87.6%	1.3%	2.7%	2.1%
Formal welcome	89.5%	89.0%	89.1%	89.9%	0.5%	0.4%	-0.4%
Meeting staff	89.1%	90.1%	87.1%	88.3%	-1.0%	1.9%	0.7%
Introduction Days	87.9%	88.2%	87.3%	87.4%	-0.3%	0.5%	0.5%
Other friends	87.4%	87.8%	88.1%	88.8%	-0.4%	-0.7%	-1.4%
Local orientation	84.2%	84.5%	84.5%	85.2%	-0.3%	-0.3%	-1.0%
Social activities	83.8%	85.1%	84.6%	84.4%	-1.3%	-0.8%	-0.6%
AKAFO	81.9%	83.8%	78.1%	77.7%	-1.9%	3.8%	4.3%
Internet access	81.7%	80.5%	77.6%	78.6%	1.2%	4.1%	3.1%
Home friends	81.2%	84.8%	82.7%	83.8%	-3.6%	-1.4%	-2.5%
First night	76.9%	83.4%	76.4%	78.8%	-6.6%	0.4%	-1.9%
Study sense	74.7%	82.5%	76.5%	78.2%	-7.8%	-1.8%	-3.5%
Accommodation condition	72.9%	81.0%	77.1%	77.1%	-8.0%	-4.2%	-4.2%
Bank account	72.0%	77.8%	77.5%	69.6%	-5.8%	-5.5%	2.4%
Welcome	70.4%	79.9%	68.9%	73.1%	-9.4%	1.6%	-2.6%
Host friends	59.6%	73.8%	69.9%	70.6%	-14.3%	-10.3%	-11.1%

i-graduate INTERNATIONAL INSIGHT

Arrival section asked to all 1st year students

All materials strictly copyright © i-graduate 2016 92



### Benchmarking learning - Teaching

RUHR UNIVERSITÄT BOCHUM RUB

	Uni Bochum	ISB %	Germany ISB %	Europe ISB %	ISB +/-	Germany ISB +/-	Europe ISB +/-
<b>LEARNING AVERAGE</b>	<b>82.3%</b>	<b>84.9%</b>	<b>83.1%</b>	<b>83.7%</b>	<b>-2.6%</b>	<b>-0.7%</b>	<b>-1.4%</b>
<b>LEARNING OVERALL</b>	<b>86.3%</b>	<b>86.5%</b>	<b>85.1%</b>	<b>85.1%</b>	<b>-0.2%</b>	<b>1.2%</b>	<b>1.2%</b>
<b>TEACHING</b>							
Expert lecturers	92.2%	92.9%	92.7%	92.7%	-0.8%	-0.5%	-0.6%
Course content	91.1%	88.6%	87.2%	86.7%	2.5%	3.9%	4.4%
Academics' English	90.9%	92.1%	92.0%	92.3%	-1.2%	-1.1%	-1.4%
Quality lectures	90.5%	88.8%	89.7%	88.3%	1.7%	0.7%	2.2%
Good teachers	90.3%	88.4%	88.6%	87.2%	1.9%	1.7%	3.0%
Academics' German	88.6%	90.0%	90.0%	90.0%	-1.4%	-1.4%	-1.4%
Research	86.5%	87.2%	84.3%	85.2%	-0.7%	2.2%	1.3%
Learning support	85.2%	89.1%	85.3%	86.7%	-4.0%	-0.1%	-1.5%
Assessment	84.2%	88.2%	84.8%	85.7%	-4.0%	-0.5%	-1.5%
Course organisation	83.8%	84.0%	79.5%	79.4%	-0.1%	4.3%	4.4%
Performance feedback	82.3%	84.3%	80.7%	79.9%	-2.1%	1.8%	2.4%
Marking criteria	81.2%	83.2%	77.9%	78.0%	-2.0%	3.3%	3.2%

i-graduate INTERNATIONAL INSIGHT

All materials strictly copyright © i-graduate 2016 94

### Benchmarking learning - Studies

RUHR UNIVERSITÄT BOCHUM RUB

	Uni Bochum	ISB %	Germany ISB %	Europe ISB %	ISB +/-	Germany ISB +/-	Europe ISB +/-
<b>LEARNING AVERAGE</b>	<b>82.3%</b>	<b>84.9%</b>	<b>83.1%</b>	<b>83.7%</b>	<b>-2.6%</b>	<b>-0.7%</b>	<b>-1.4%</b>
<b>LEARNING OVERALL</b>	<b>86.3%</b>	<b>86.5%</b>	<b>85.1%</b>	<b>85.1%</b>	<b>-0.2%</b>	<b>1.2%</b>	<b>1.2%</b>
<b>STUDIES</b>							
Multicultural	88.5%	90.4%	89.1%	90.4%	-1.9%	-0.6%	-1.9%
Class size	87.1%	89.4%	87.1%	89.2%	-2.3%	0.0%	-2.1%
Language support	82.2%	88.4%	83.2%	86.5%	-6.3%	-1.0%	-4.3%
Managing research**	81.3%	89.8%	85.9%	86.9%	-8.3%	-4.8%	-5.6%
Topic selection**	80.5%	86.7%	81.0%	83.1%	-6.2%	-0.5%	-2.5%
Language support (German)	75.7%	76.1%	76.1%	76.1%	-0.4%	-0.4%	-0.4%
Employability	63.2%	77.8%	68.0%	70.9%	-14.6%	-4.8%	-7.7%
Opportunities to teach**	60.5%	71.5%	65.1%	68.5%	-11.0%	-4.6%	-8.1%
Work experience	59.1%	70.2%	63.8%	63.6%	-11.1%	-4.7%	-4.5%
Careers advice	58.1%	71.1%	59.9%	61.9%	-13.0%	-1.8%	-3.8%

i-graduate INTERNATIONAL INSIGHT

\*\*Postgraduate students only

All materials strictly copyright © i-graduate 2016 95

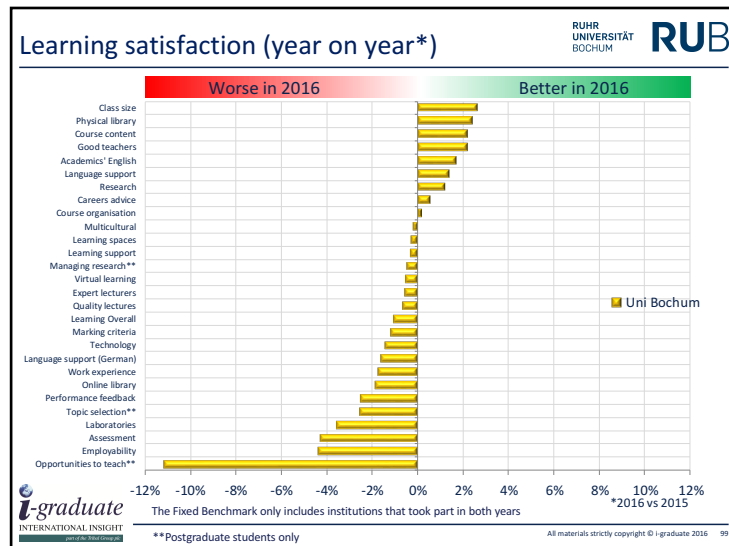
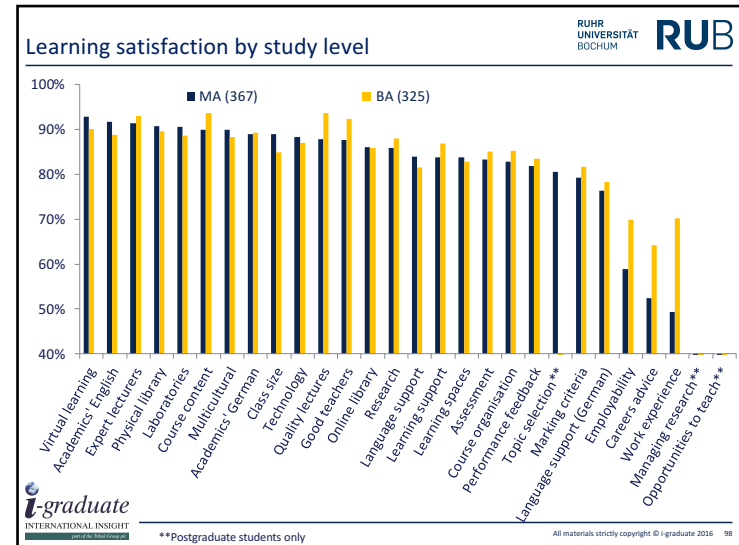
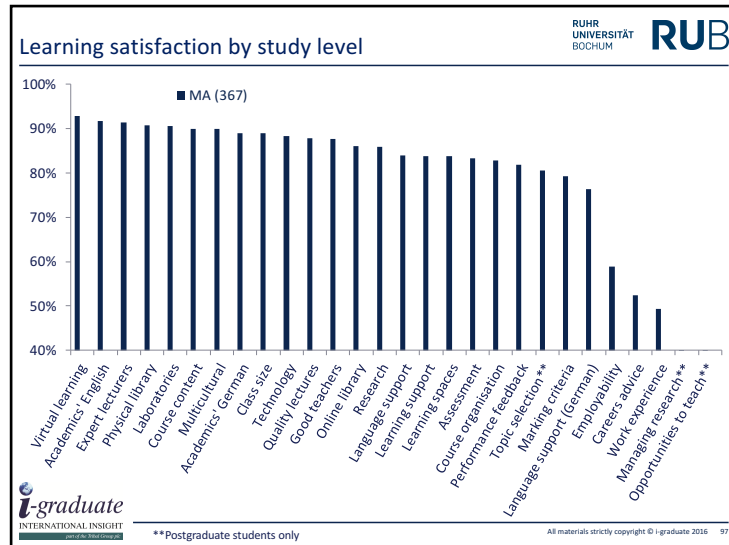
### Benchmarking learning - Facilities

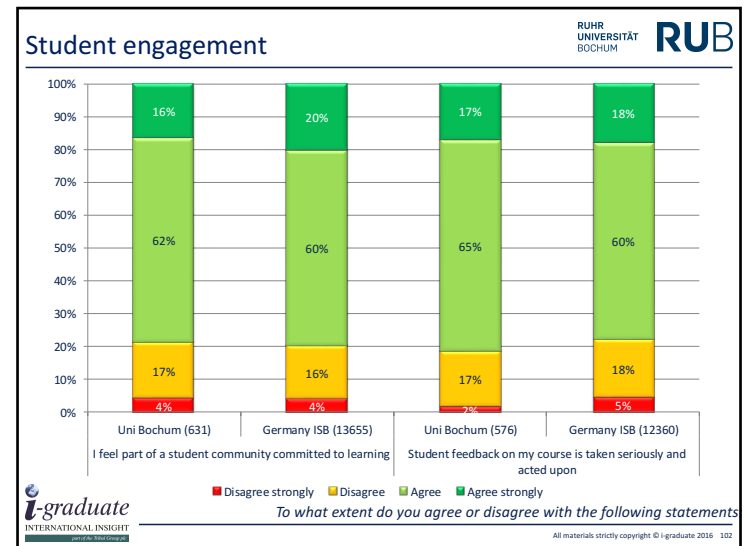
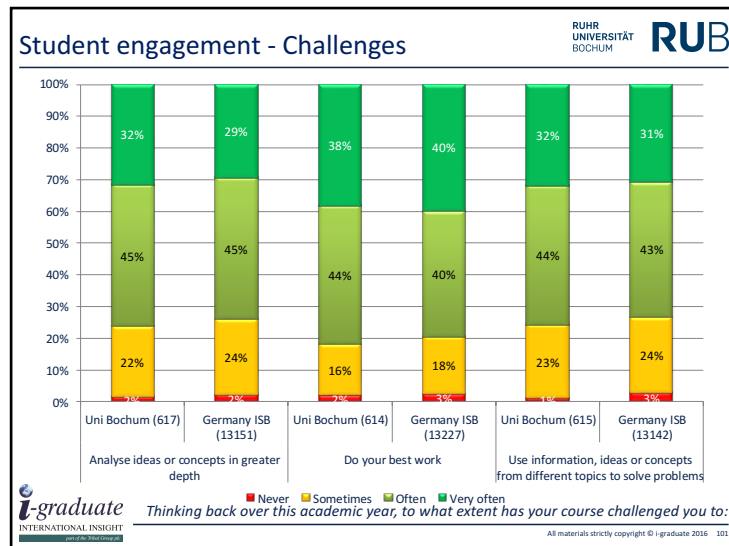
RUHR UNIVERSITÄT BOCHUM RUB

	Uni Bochum	ISB %	Germany ISB %	Europe ISB %	ISB +/-	Germany ISB +/-	Europe ISB +/-
<b>LEARNING AVERAGE</b>	<b>82.3%</b>	<b>84.9%</b>	<b>83.1%</b>	<b>83.7%</b>	<b>-2.6%</b>	<b>-0.7%</b>	<b>-1.4%</b>
<b>LEARNING OVERALL</b>	<b>86.3%</b>	<b>86.5%</b>	<b>85.1%</b>	<b>85.1%</b>	<b>-0.2%</b>	<b>1.2%</b>	<b>1.2%</b>
<b>FACILITIES</b>							
Virtual learning	90.8%	90.4%	87.1%	88.1%	0.4%	3.7%	2.7%
Physical library	89.9%	89.3%	88.9%	88.6%	0.6%	0.9%	1.2%
Laboratories	88.5%	90.9%	91.9%	91.8%	-2.5%	-3.4%	-3.3%
Technology	86.2%	89.8%	89.0%	89.3%	-3.6%	-2.8%	-3.0%
Online library	83.9%	90.1%	87.6%	88.5%	-6.2%	-3.7%	-4.6%
Learning spaces	82.9%	89.9%	89.2%	89.5%	-7.0%	-6.3%	-6.6%

i-graduate INTERNATIONAL INSIGHT

All materials strictly copyright © i-graduate 2016 96





### Benchmarking living – Accommodation & living costs

RUHR UNIVERSITÄT BOCHUM RUB

	Uni Bochum	ISB %	Germany ISB %	Europe ISB %	ISB +/-	Germany ISB +/-	Europe ISB +/-
<b>LIVING AVERAGE</b>	77.7%	79.9%	78.8%	78.5%	-2.2%	-1.2%	-0.8%
<b>LIVING OVERALL</b>	83.8%	86.8%	83.5%	84.4%	-3.0%	0.3%	-0.7%
<b>ACCOMMODATION and LIVING COSTS</b>							
Accommodation quality	84.8%	84.7%	84.8%	83.7%	0.1%	0.0%	1.1%
Internet access	83.2%	80.3%	77.0%	78.3%	2.9%	6.2%	5.0%
Living cost	82.6%	70.9%	84.5%	72.2%	11.7%	-1.9%	10.4%
Accommodation cost	69.8%	63.3%	72.9%	64.7%	6.5%	-3.1%	5.1%
Finding accommodation	63.2%	60.9%	62.0%	60.9%	2.3%	1.2%	2.3%
Earning money	53.2%	53.5%	55.8%	45.3%	-0.3%	-2.6%	7.9%
Financial support	43.0%	55.4%	47.5%	48.5%	-12.4%	-4.5%	-5.5%

**i-graduate** INTERNATIONAL INSIGHT  
All materials strictly copyright © i-graduate 2016 103


### Benchmarking living – Social

RUHR UNIVERSITÄT BOCHUM RUB


	Uni Bochum	ISB %	Germany ISB %	Europe ISB %	ISB +/-	Germany ISB +/-	Europe ISB +/-
<b>LIVING AVERAGE</b>	77.7%	79.9%	78.8%	78.5%	-2.2%	-1.2%	-0.8%
<b>LIVING OVERALL</b>	83.8%	86.8%	83.5%	84.4%	-3.0%	0.3%	-0.7%
<b>SOCIAL</b>							
Sport facilities	85.9%	80.7%	79.0%	79.1%	5.2%	6.9%	6.8%
Other friends	85.2%	87.7%	88.2%	89.3%	-2.5%	-2.9%	-4.0%
Host culture	84.2%	85.8%	85.5%	85.7%	-1.7%	-1.3%	-1.6%
Social facilities	80.7%	81.9%	76.4%	78.4%	-1.2%	4.4%	2.3%
Social activities	80.4%	83.1%	81.2%	82.4%	-2.7%	-0.8%	-2.0%
International class	79.6%	82.5%	82.4%	82.5%	-2.9%	-2.8%	-2.9%
Home friends	78.8%	85.3%	84.4%	85.2%	-6.6%	-5.6%	-6.5%
Good contacts	70.9%	78.5%	73.4%	76.1%	-7.6%	-2.5%	-5.2%
Host friends	60.7%	73.2%	67.5%	67.4%	-12.5%	-6.9%	-6.8%

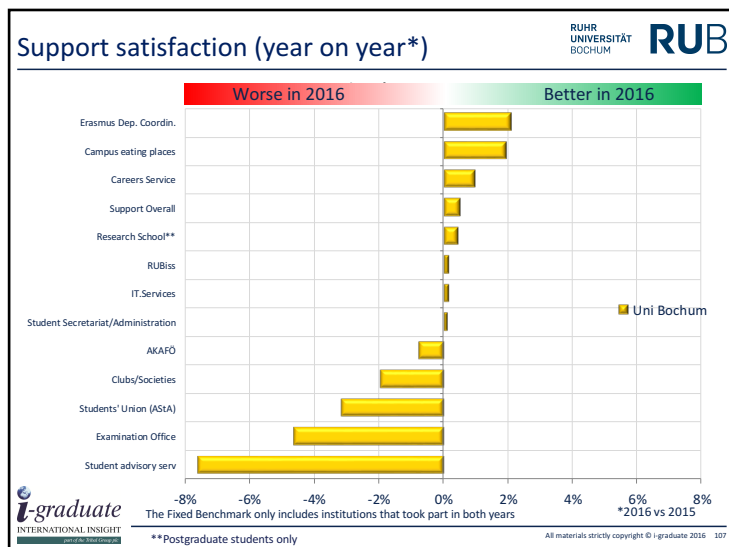
**i-graduate** INTERNATIONAL INSIGHT  
All materials strictly copyright © i-graduate 2016 104

Benchmarking living – Day to day life							
<div> <div> <div></div> <div>RUHR UNIVERSITÄT BOCHUM</div> </div> <div>RUB</div> </div>							
	Uni Bochum	ISB %	Germany ISB %	Europe ISB %	ISB +/-	Germany ISB +/-	Europe ISB +/-
<b>LIVING AVERAGE</b>	<b>77.7%</b>	<b>79.9%</b>	<b>78.8%</b>	<b>78.5%</b>	<b>-2.2%</b>	<b>-1.2%</b>	<b>-0.8%</b>
<b>LIVING OVERALL</b>	<b>83.8%</b>	<b>86.8%</b>	<b>83.5%</b>	<b>84.4%</b>	<b>-3.0%</b>	<b>0.3%</b>	<b>-0.7%</b>
<b>DAY TO DAY LIFE</b>							
Transport links	91.1%	83.1%	83.1%	84.0%	8.0%	7.9%	7.1%
Transport links uni	90.7%	84.6%	83.9%	84.7%	6.2%	6.8%	6.0%
Eco-friendly attitude	88.8%	90.3%	91.6%	90.2%	-1.5%	-2.9%	-1.4%
Good place to be	87.5%	91.5%	90.5%	92.5%	-4.0%	-3.0%	-5.0%
Worship facilities	86.0%	85.4%	79.9%	81.8%	0.6%	6.1%	4.2%
Safety	84.5%	92.5%	90.5%	92.6%	-8.0%	-6.1%	-8.2%
Campus environment	83.9%	91.8%	90.3%	92.3%	-7.9%	-6.4%	-8.4%
Visa advice	75.5%	81.3%	75.2%	77.1%	-5.8%	0.3%	-1.6%
Campus buildings	68.0%	88.5%	83.4%	86.8%	-20.5%	-15.4%	-18.8%



All materials strictly copyright © i-graduate 2016 105

Benchmarking support							
<div> <div> <div></div> <div>RUHR UNIVERSITÄT BOCHUM</div> </div> <div>RUB</div> </div>							
	Uni Bochum	ISB %	Germany ISB %	Europe ISB %	ISB +/-	Germany ISB +/-	Europe ISB +/-
<b>SUPPORT AVERAGE</b>	<b>89.8%</b>	<b>90.9%</b>	<b>90.1%</b>	<b>90.1%</b>	<b>-1.1%</b>	<b>-0.3%</b>	<b>-0.3%</b>
<b>SUPPORT OVERALL</b>	<b>86.6%</b>	<b>88.4%</b>	<b>86.0%</b>	<b>87.2%</b>	<b>-1.7%</b>	<b>0.7%</b>	<b>-0.6%</b>
Welcome Centre	96.2%	95.1%	95.1%	95.1%	1.2%	1.2%	1.2%
RUBiss	95.5%	92.6%	93.1%	92.9%	2.9%	2.3%	2.5%
Student Secretariat/Administration	95.1%	92.4%	92.4%	92.4%	2.7%	2.7%	2.7%
Clubs/Societies	93.7%	92.8%	91.3%	92.7%	0.9%	2.4%	1.0%
Erasmus Dep. Coordin.	93.1%	93.4%	92.9%	93.4%	-0.3%	0.2%	-0.3%
Research School**	92.7%	94.2%	93.1%	93.7%	-1.5%	-0.4%	-1.0%
IT.Services	91.8%	93.7%	94.5%	93.8%	-1.9%	-2.7%	-2.0%
Students' Union (ASTA)	89.0%	93.1%	91.9%	92.6%	-4.0%	-2.8%	-3.5%
Examination Office	88.9%	87.9%	87.9%	87.9%	1.0%	1.0%	1.0%
Campus eating places	88.4%	83.5%	86.4%	84.0%	4.9%	2.0%	4.4%
Student advisory serv	87.0%	92.3%	89.9%	91.1%	-5.3%	-3.0%	-4.2%
Careers Service	85.1%	87.6%	85.9%	85.9%	0.2%	0.2%	-0.8%
Tutor within Buddy-Program	81.3%	86.0%	86.0%	86.0%	-4.8%	-4.8%	-4.8%
AKAFO	79.1%	83.2%	78.4%	78.0%	-4.1%	0.7%	1.1%


\*\*Postgraduate students only
All materials strictly copyright © i-graduate 2016 106



Support – degree-seeking vs. exchange students			
<div> <div> <div></div> <div>RUHR UNIVERSITÄT BOCHUM</div> </div> <div>RUB</div> </div>			
Support Element	Uni Bochum	Degree seeking	Student Exchange
Support Overall (718)	87%	86%	89%
AKAFO	79%	76%	92%
Campus eating places	88%	89%	88%
Careers Service	85%	83%	NA
Examination Office	89%	89%	NA
Research School**	93%	94%	NA
RUBiss	95%	95%	97%
Erasmus Dep. Coordin.	93%	91%	94%
IT.Services	92%	93%	84%
Student advisory serv	87%	87%	NA
Student Secretariat/Administration	95%	96%	95%
Students' Union (ASTA)	89%	90%	NA
Tutor within Buddy-Program	81%	75%	94%
Clubs/Societies	94%	94%	93%
Welcome Centre	96%	96%	97%

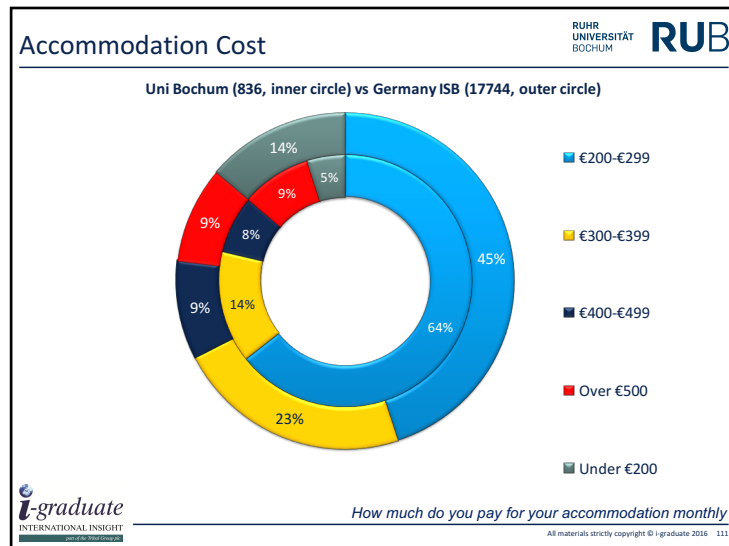
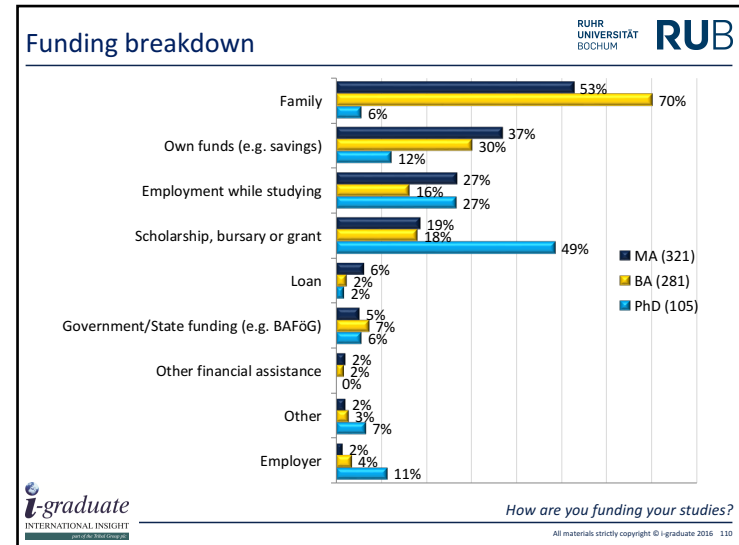

All materials strictly copyright © i-graduate 2016 108

### Institution Support Base Numbers

Element	University base number
Campus eating places	619
RUBiss	440
AKAFÖ	392
Student Secretariat/Administration	368
Examination Office	289
IT.Services	269
Welcome Centre	211
Students' Union (AStA)	210
Student advisory serv	184
Clubs/Societies	175
Research School**	96
Tutor within Buddy-Program	96
Erasmus Dep. Coordin.	87
Careers Service	47
Counselling	27
Disability Support	16

*i-graduate*  
INTERNATIONAL INSIGHT

All materials strictly copyright © i-graduate 2016 109



### Keen to enhance employability?

*The gamification solution for enhanced employability in a global workplace*

INTERNATIONAL CAREER ADVICE  
ALUMNI RELATIONS  
SOFT SKILL TRAINING BY GAMING  
EMPLOYABILITY DATA

**CareerProfessor.works™**

For further details, please contact  
nannette.ripmeester@i-graduate.org

*i-graduate*  
INTERNATIONAL INSIGHT

All materials strictly copyright © i-graduate 2016 112



## Need to make changes?

i-graduate are now partnered with the Higher Education Academy (HEA), an independent, non-profit organisation, that champions teaching excellence globally to improve student outcomes.

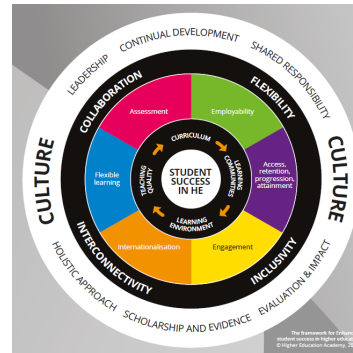
HEA and their global network of consultants can work with you to address your key priorities and issues identified in the Barometer.

The HEA's frameWORKS series is at the heart of their planning and delivery. They are best practice guides, targeting positive outcomes for all students across a range of your key priorities, including:

- Embedding employability: providing the opportunities for students to develop the knowledge, attitudes, behaviours and skills that they will require throughout their working lives
- Internationalising HE: preparing all students to live in a globally inter-connected society
- Student access, retention, attainment and progression: Helping students adapt to and through university
- Improving assessment and feedback so that all students reach their potential

For further details please contact [info@i-graduate.org](mailto:info@i-graduate.org)

### The framework for enhancing student success in higher education



## PTES / PRES – be part of the early adopters group

### Benefits of the 'early adopters' group

- Be seen to be **leading the way** in demonstrating a commitment to providing excellent post-graduate provision
- **10% discount** on purchase of PTES and/or PRES surveys
- Free **bespoke benchmarking**, beyond the standard reporting package
- Joint publicity and other opportunities to showcase your work at HEA/i-graduate events
- A **free place** on the HEA Surveys Conference in May 2017. This conference brings together the UK HE sector understand how to drive enhancement from insight from student surveys, metrics and other research

For further details please contact [info@i-graduate.org](mailto:info@i-graduate.org)

## Global Education Profiler: GE-P

Employers seek graduates who have worked in multicultural teams, across multiple languages and who can communicate effectively across cultures. Graduates need to be armed with global skills to give them the best chance in the world of work.

The GE-P deep dives key areas of student integration and global graduate skills.

### Integration:

- Social integration
- Academic integration

### Global graduate skills:

- Communication
- Foreign language learning
- Global development opportunities and support



**GLOBAL EDUCATION  
PROFILER**

Registering for 2017. For further details, please contact [info@i-graduate.org](mailto:info@i-graduate.org)

## Contact details

For further information about the Student Barometer, please contact Nannette Ripmeester ([nannette.ripmeester@i-graduate.org](mailto:nannette.ripmeester@i-graduate.org))

For further details of any of our other research services, please contact a member of the i-graduate Research Team ([info@i-graduate.org](mailto:info@i-graduate.org))

### Where we work:

- **ASIA**
- **AUSTRALIA & NEW ZEALAND**
- **NORTH AMERICA**
- **UK & EUROPE**

[www.i-graduate.org](http://www.i-graduate.org)  
[www.tribalgroupp.com](http://www.tribalgroupp.com)  
[www.obhe.ac.uk](http://www.obhe.ac.uk)

# About i-graduate

**RUB**  
RUHR UNIVERSITÄT  
BOCHUM

**i-graduate**  
INTERNATIONAL INSIGHT  
part of the iStock Group plc

**Understand the student journey with i-graduate.**

Enquire → Apply → Offer → Accept → Enrol → Retain → Graduate → Maintain

We benchmark the student experience, international operations and graduate outcomes. We also offer bespoke services. Our product suite includes: International Student Barometer (ISB) • Student Barometer (SB) • Benchmarking International Operations (BIO) Global Education Profiler (GE-P) • Postgraduate Taught Experience Survey (PTES) • Postgraduate Research Experience Survey (PRES) Destination of Leavers in Higher Education (DLHE) • Graduate Outcomes

The Next Step... Email [info@i-graduate.org](mailto:info@i-graduate.org) for more information

**i-graduate**  
INTERNATIONAL INSIGHT  
part of the iStock Group plc

Established in 2005

In over 1400 Institutions

Across 33 Countries

Feedback from 2.9 million Students

All materials strictly copyright © i-graduate 2016      All materials strictly copyright © i-graduate 2016      117